



FEATURES

- 30A switching capability
- Ambient temp can reach 125°C
- 1 form A & form C contact arrangement
- Dust protected type and sealed type available
- Outline dimensions:23.0×15.5×25.4mm

CHARACTERISTICS

Contact arrangement	(1A)(1C)	
Voltage drop (initial) ¹⁾	Typ:50mV(at 10A)	
	Max.:250mV(at 10A)	
Max.switching current	Resistive:30A	
Max.switching voltage	Resistive:27VDC	
Min.contact load	1A 6VDC	
Electrical life	1×10 ⁵ ops	
Mechanical life	1×10 ⁷ ops	300ops/min
Initial insulation resistance	500MΩ (500VDC)	
Dielectric strength	500VAC (1min)	
	500VAC (1min,leakage current less than 1mA)	
Operate time	Typ:5ms	
	Max:10ms	
Release time	Typ:5ms	
	Max:10ms	
Ambient temperature	-40°C~+125°C	
Storage temperature	-40°C~+85°C	
Vibration resistance	10Hz~500Hz 49m/s ² (5g)	
Shock resistance	196m/s ² (20g)	
Termination	QC& PCB	
Construction	Sealed ,dust protected	
Unit weight	Approx:22g	
Mechanical data	Cover retention : (pull & push)200N	
	Terminal retention : (pull & push)100N	
	Terminal rsistance to bendng (front & side)10N	

注意: 1)Equivalent to the max,initial contact resistance is 500mΩ (1A 24VDC);

COIL DATA

								at 23°C	
	Normal voltage (VDC)	Pick-up voltage (VDC)	Drop-out voltage (VDC)	Coil resistance (Ω ±10%)	Parallel resistance (Ω ±5%)	Equivalent resistance (Ω ±10%)	Power consumption (W)	Max.allowable overdrive voltage(VDC)	
								20°C	85°C
Standard	12	7.8	1.2	90	-	-	1.6	20	15
	12	7.8	1.2	90	680	79.5	1.8	20	15
	24	15.6	2.4	360	-	-	1.6	40	30
	24	15.6	2.4	360	2700	317.6	1.8	40	30
Sensitive (L)	12	7.8	1.2	124	-	-	1.2	25	19
	12	7.8	1.2	124	680	104.9	1.4	20	15
	24	15.6	2.4	441	-	-	1.3	47	35
	24	15.6	2.4	441	1800	354.2	1.6	33	25

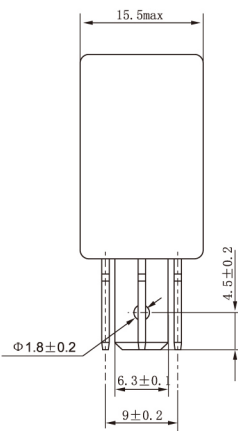
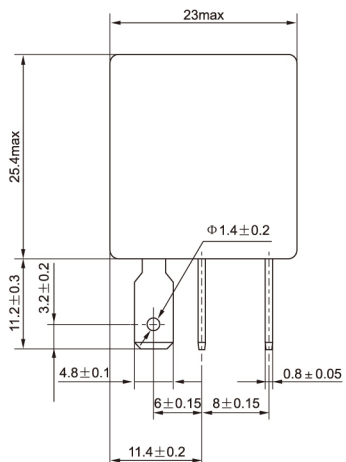
1)Max. Allowable overdrive voltage is stated with no load applied and minimum coil resistance.

ORDERING INFORMATION

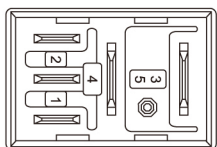
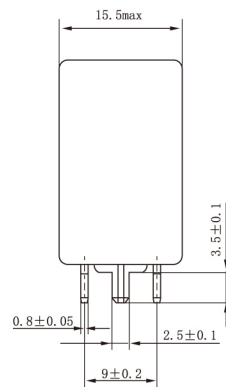
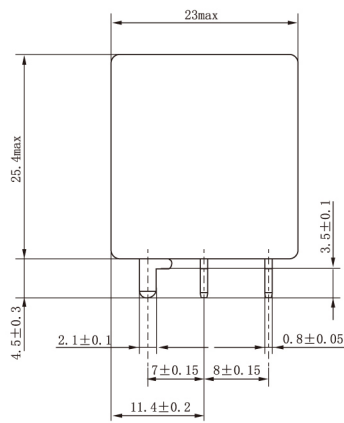
	MAA	-S-	1	12	-C	-1	R
Type							
Construction	S-sealed nil-dust protected						
Contact group	1 : 1group						
Coil voltage	6, 9, 12, 18, 24, 36, 48						
Contact form	A-NO C-NO/NC						
Termination	1-QC 2-PCB						
Transient suppression resistor	R-with resistor D-with parallel diode Nil-without resistor						

EXTERNAL DIMENSIONS

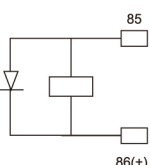
MAA(Standard, QC)



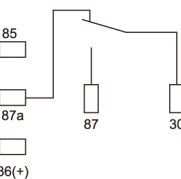
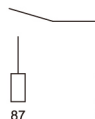
MAA(PCB)



(Bottom view)



1A



1C

Wiring Diagram