

NINGBO TIANBO GANGLIAN ELECTRONICS CO.,LTD

HJR-3FF

SPECIFICATION

FILE NUMBER: T810S-P001A

DATE: 2004/06/25

■ CONTACT DATA

Contact Form	1A/1C	
Contact Material	Silver Alloy	
Contact Ratings	1A:10A 240VAC, 15A 125VAC 12A 120VAC/24VDC	1C: 7A 240VAC/10A 120VAC/24VDC 15A 125VAC
Max Switching Voltage	250VAC/30VDC	
Max Switching Current	15A	
Max Switching Power	2770VA/240W	
Contact Resistance	100m Ω Max	at 6VDC 1A
Life Expectancy Electrical	100, 000	Operations(at30Operations/minute)
Machanical	10, 000, 000	Operations

■ GENERAL DATA

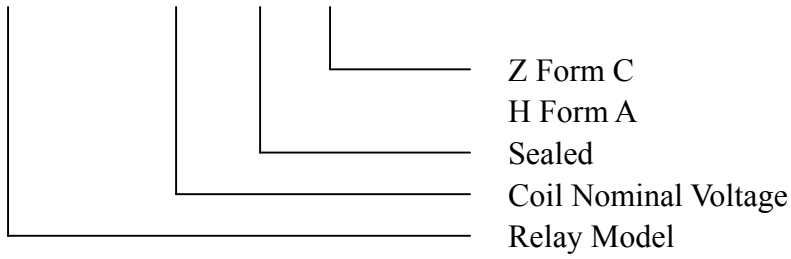
Insulation Resistance	100M Ω Min at 500VDC	
Dielectric Strength Between Open Contacts	750VAC(for one minute)	
Between Contacts and coil	1500VAC(for one minute)	
Operate Time	10ms	
Release Time	5ms	
Temperature Range	-40 $^{\circ}$ C to +85 $^{\circ}$ C (105 $^{\circ}$ C)	
Shock Resistance	Operating Extremes	10G
	Damage Limits	100G
Vibration Resistance	10-50Hz 1.5mm	
Humidity	40—85%	
Weight	Approx 10g	
Safety Standard	UL CUL TUV CQC	

■ COIL DATA

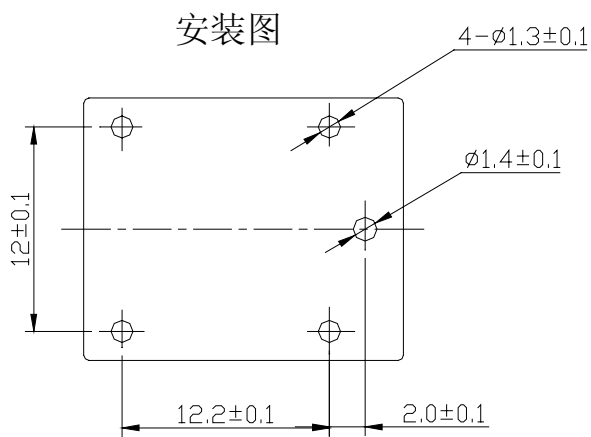
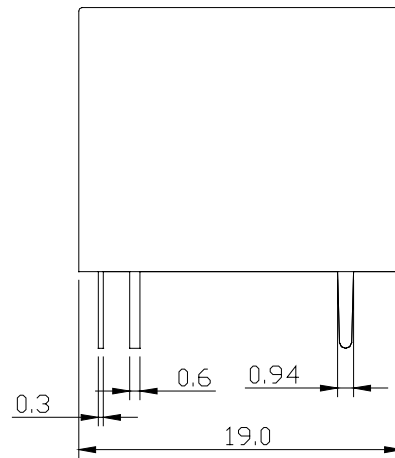
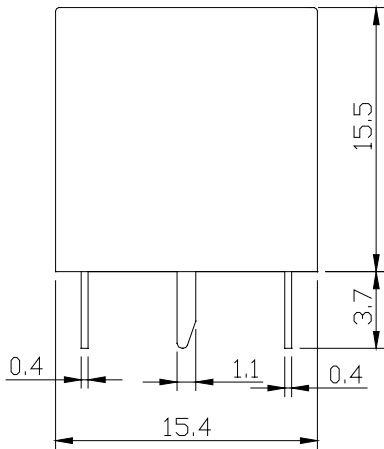
Nominal Voltage (VDC)	Coil Resistance at 20 $^{\circ}$ C \pm 10%(Ω)		Max Operate Voltage VDC	Min Release Voltage VDC	Max Applicable Voltage VDC
	0.36W	0.45W			
3	25 Ω		2.25	0.3	3.9
5	70 Ω		3.75	0.5	6.5
6	100 Ω		4.5	0.6	7.8
9	225 Ω		6.75	0.9	11.7
12	400 Ω		9	1.2	15.6
18	900 Ω		13.5	1.8	23.4
24	1600 Ω		18	2.4	31.2
48	6400 $\Omega \pm 15\%$	5100 $\Omega \pm 15\%$	36	4.8	62.4

ORDERING CODE

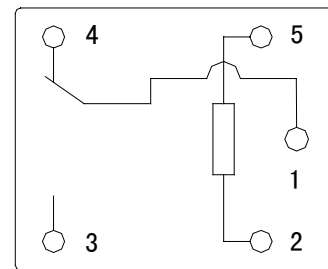
HJR-3FF—12VDC—S—Z



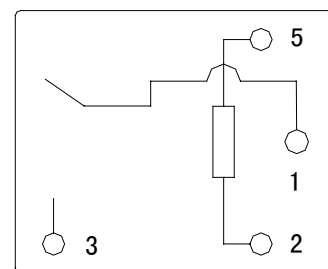
OVERALL AND MOUNTING DIMENSIONS



接线图



Form C



Form A