



Selection by Package

The product listed in this Selector Guide have been compiled on an IBM, IBM compatible or Macintosh computer disk for quick selection of product. This versatile disk may be obtained by contacting a Motorola sale office in your area or

by contacting a Motorola Literature Distribution Center listed in the back. Order the disk by requesting DK101/D for an IBM disk or DK201/D for a Macintosh disk.

TMOS Power MOSFETs

Plastic Packages — TO-220AB

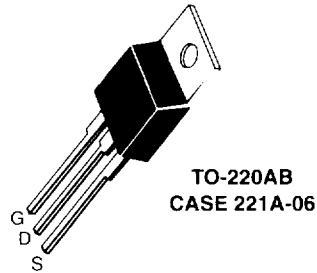


Table 1 — P-Channel

V _{DSS} (Volts) Min	R _{DS(on)} [®] (Ohms) Max	I _D (Amps)	Device	I _D (cont) Amps	P _D [*] (Watts) Max
500	6	1	MTP2P50	2	75
450			MTP2P45		
200	1	3	MTP6P20E	6	60
	0.7	4	MTP8P20	8	
100	0.4	6	MTP8P10	12	88
	0.3		MTP12P10		
60	0.6	3.5	MTP7P06	7	75
	0.3	6	MTP2955		
			MTP12P06	23	125
	0.12	11.5	MTP23P06		

* T_C = 25 C

Table 2 — N-Channel

V _{DSS} (Volts) Min	R _{DS(on)} [®] (Ohms) Max	I _D (Amps)	Device	I _D (cont) Amps	P _D [*] (Watts) Max	
1000	4	1.5	MTP3N100E	3	75	
800	3	2	MTP4N80E	4	50	
	3.8	1	MTP2N60E	2		
		2.2	1.5	MTP3N60E		3
600	1.2	3	MTP6N60E	6	125	
		3	1.5	IRF820	2.5	40
	MTP3N50E		3	50		
	IRF830		4.5	75		
	500	1.5	2	MTP4N50E	4	125
			0.85	4	IRF840	
0.8		MTP8N50E				
400	1.8	1.5	IRF720	3	40	
		2	MTP4N40E	4	50	
	1	3	IRF730	4.5	75	
		2.5	MTP5N40E	5		
	0.55	5	IRF740	10	125	
			MTP10N40E			

* T_C = 25 C

PLASTIC PACKAGES — TO-220AB (continued)

Table 2 — N-Channel — continued

V _{DSS} (Volts) Min	R _{DS(on)} [®] (Ohms) Max	I _D (Amps)	Device	I _D (cont) Amps	P _D [*] (Watts) Max
250	0.45	5	MTP10N25	10	100
200	1.5	1.3	IRF610	2.5	20
			MTP5N20	5	75
	0.8		IRF620		40
	0.7	3.5	MTP7N20	7	75
	0.4	3	IRF630	9	
		4	MTP8N20	8	
	0.35	6	MTP12N20	12	100
	0.18	10	IRF640	18	125
	0.15		MTP20N20E	20	
150	0.3	5	MTP10N15	10	75
	0.25	7.5	MTP15N15	15	100
100	0.6	2	IRF510	4	20
	0.27	5	IRF520	9	40
	0.25		MTP10N10E	10	75
		7	IRF530	14	
	0.16	6	MTP12N10E	12	

* T_C = 25 °C

V _{DSS} (Volts) Min	R _{DS(on)} [®] (Ohms) Max	I _D (Amps)	Device	I _D (cont) Amps	P _D [*] (Watts) Max
100	0.077	14	IRF540	28	125
	0.058	16.5	MTP33N10E	33	150
60	0.15	6	MTP3055E	12	40
	0.12	7.5	MTP15N06E	15	75
	0.085	10	MTP20N06	20	
	0.04	18	MTP36N06E	36	
	0.025	25	MTP50N06E	50	150
	50	0.12	6	BUZ71A	12
MTP12N05E					
IRFZ22				14	
0.1		7.5	BUZ71	12	
			MTP15N05E	15	
0.06		15	BUZ11A	25	75
			IRFZ20		
0.04			BUZ11	30	
0.028		25	MTP50N05E	50	150


* T_C = 25 °C

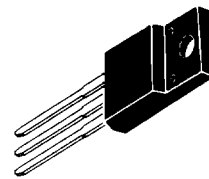
Table 3 — N- and P-Channel — Isolated TO-220

V _{DSS} (Volts) Min	R _{DS(on)} [®] (Ohms) Max	I _D (Amps)	Device	I _D (cont) Amps	P _D [*] (Watts) Max
600	2.2	1.5	MTA2N60E	2	40
	1.2	3	MTA4N60E	4	50
500	1.5	2	MTA4N50E		40
	0.8	4	MTA5N50E	5	50
400	0.55	5	MTA6N40E	6	
100	0.25		MTA8N10E	8	35
	0.16	11	MTA11N10EL	11	40
	0.077	11.5	MTA21N10EL	21	50
60	0.3	6	MTA2955**	8	40
	0.15		MTA3055E	9	30
	0.085	7.5	MTA15N06	15	50
	0.025	25	MTA30N06E	30	

* T_C = 25 °C

** Indicates P-Channel

 Indicates that Isolated TO-220 devices are U.L. Recognized



**CASE 221D-02
ISOLATED TO-220
(MTA PREFIX)**