

Thin-Film Low Pass Filter



LP0805 Type Harmonic

GENERAL DESCRIPTION

The ITF (Integrated Thin-Film) SMD Filter is based on thin-film multilayer technology. The technology provides a miniature part with excellent high frequency performance and rugged construction for reliable automatic assembly.

The ITF Filter is offered in a variety of frequency bands compatible with various types of high frequency wireless systems.

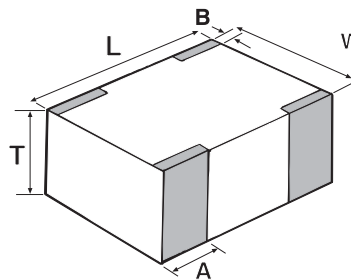
FEATURES

- Small Size: 0805
- Frequency Range: 800MHz - 3.5GHz
- Characteristic Impedance: 50Ω
- Operating / Storage Temp.: -40°C to +85°C
- Power Rating: 3W Continuous
- Low Profile
- Rugged Construction
- Taped and Reeled

APPLICATIONS

- Mobile Communications
- Satellite TV Receivers
- GPS
- Vehicle Location Systems
- Wireless LAN's

DIMENSIONS: millimeters (inches)



L	2.03±0.1 (0.080±0.004)
W	1.55±0.1 (0.061±0.004)
T	1.02±0.1 (0.040±0.004)
A	0.56±0.25 (0.022±0.010)
B	0.35±0.15 (0.014±0.006)

PAD LAYOUT

See CP0805 pad layout on page 64.

FINAL QUALITY INSPECTION

Finished parts are 100% tested for electrical parameters and visual/mechanical characteristics. Each production lot is evaluated on a sample basis for:

- Static Humidity: 85°C, 85% RH, 160 hours
- Endurance: 125°C, I_R 4 hours

TERMINATION

Nickel/Solder coating (Sn, Pb) compatible with automatic soldering technologies: reflow, wave soldering, vapor phase and manual.

HOW TO ORDER

LP
T
Style
Low Pass

0805A
T
Size
0805

0902
T
Frequency
MHz

AW
T
Termination
AW= Nickel/Solder (SnPb)
**AS = Nickel/ Lead Free
Solder (Sn100)

TR
T
Packaging Code
TR = Tape and Reel

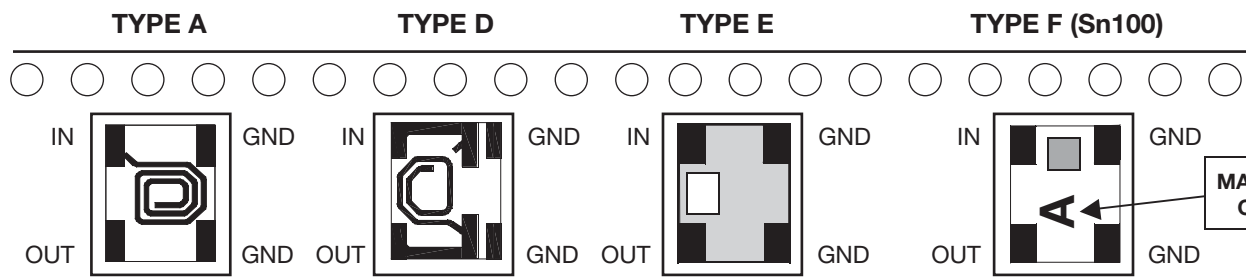
**RoHS compliant

Not RoHS Compliant



TERMINALS AND LAYOUT (Top View)

Orientation in Tape



MARKING CODE

For RoHS compliant products,
please select correct termination style.

Thin-Film Low Pass Filter

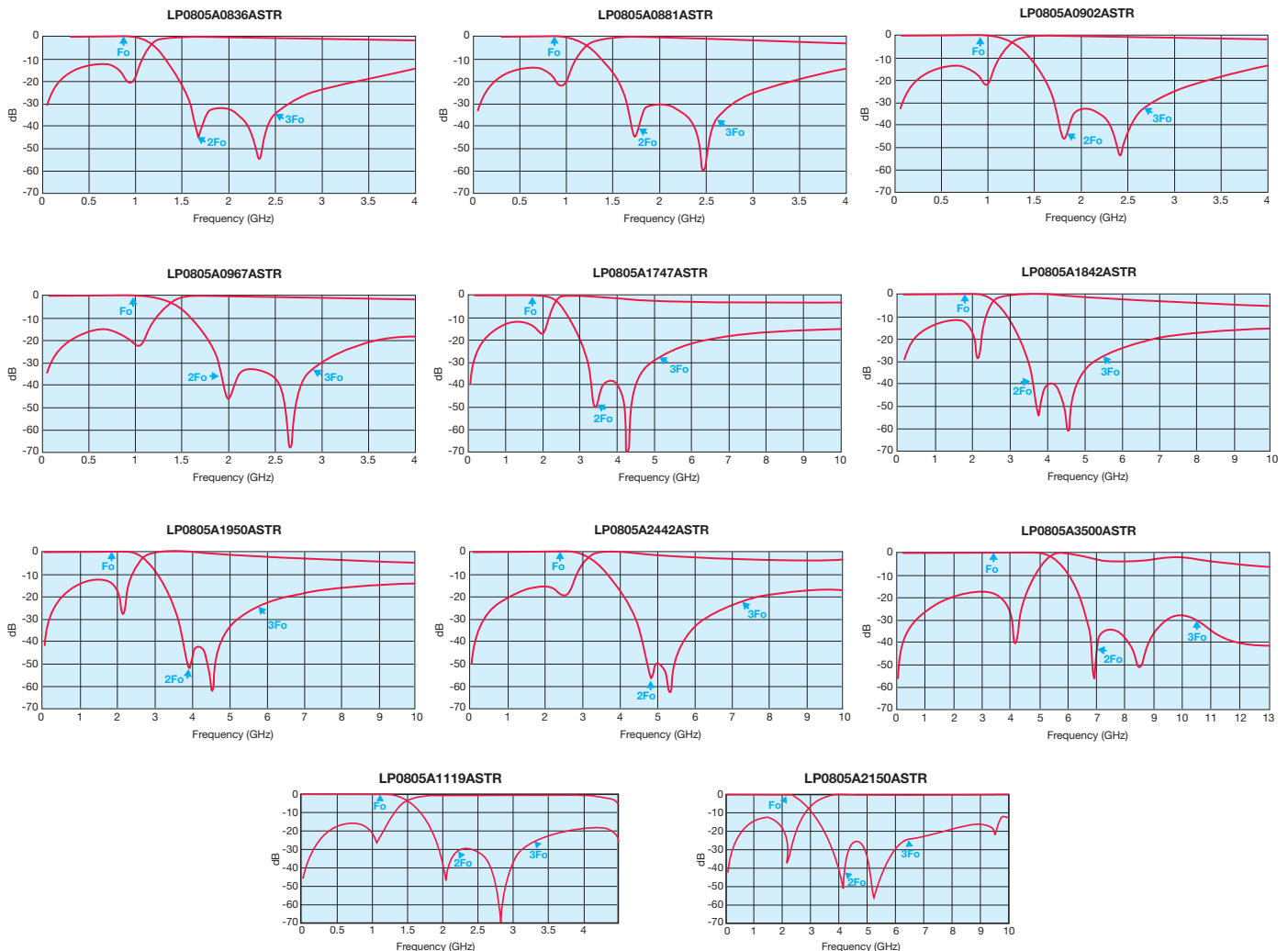


LP0805 Type Harmonic

ELECTRICAL CHARACTERISTICS

Application	Part Number	Frequency Band (MHz)	I. Loss max	VSWR max	Attenuation (dB) Typical	Layout Type (SnPb)	Layout Type F Marking Code
E-GSM	LP0805A0897AS	880 - 915	0.4dB (0.3dB typ)	1.7	30 @ 2X F_o 20 @ 3X F_o	A	E
	LP0805A0942AS	925 - 960				A	F
GSM	LP0805A0902AS	890 - 915				A	E
	LP0805A0947AS	935 - 960				A	F
LP0805A1119AS	1101 - 1137	A				H	
	LP0805A0836AS	824 - 849				A	A
AMPS	LP0805A0881AS	869 - 894				A	C
	LP0805A1747AS	1710 - 1785				D	I
PCN	LP0805A1842AS	1805 - 1880				D	J
	LP0805A1880AS	1850 - 1910				D	K
PCS	LP0805A1960AS	1930 - 1990				D	M
	LP0805A1907AS	1895 - 1920				D	L
PHP	LP0805A1890AS	1880 - 1900				D	K
DECT	LP0805A1890AS	1880 - 1900				D	K
3G	LP0805A2150AS	1905 - 2180				D	N
Wireless LAN	LP0805A2442AS	2400 - 2484				D	S
WLL	LP0805A3500AS	3400 ~ 3600	E	X			

Typical Electrical Performance



4

ITF TEST JIG FOR LOW PASS FILTER 0805

GENERAL DESCRIPTION

These jigs are designed for testing the LPF0805 Low Pass Filters using a Vector Network Analyzer.

They consist of a dielectric substrate, having 50W microstrips as conducting lines and a bottom ground plane located at a distance of 0.254 mm from the microstrips.

The substrate used is RF-35-0100-C1B107 (or similar).

The connectors are SMA type (female), 'Johnson Components Inc.' Product P/N: 142-0701-841 (or similar).

Both a measurement jig and a calibration jig are provided.

The calibration jig is designed for a full 2-port calibration, and consists of an open line, short line and through line. LOAD calibration can be done by a 50W SMA termination.

MEASUREMENT PROCEDURE

Follow the VNA's instruction manual and use the [calibration jig](#) to perform a full 2-Port calibration in the required bandwidths.

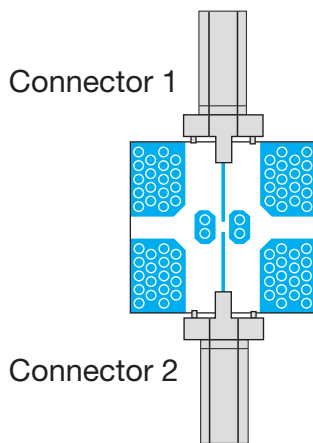
Solder the filter to the [measurement jig](#) as follows:

Input (Filter) ➔ Connector 1 (Jig) GND (Filter) ➔ GND (Jig)

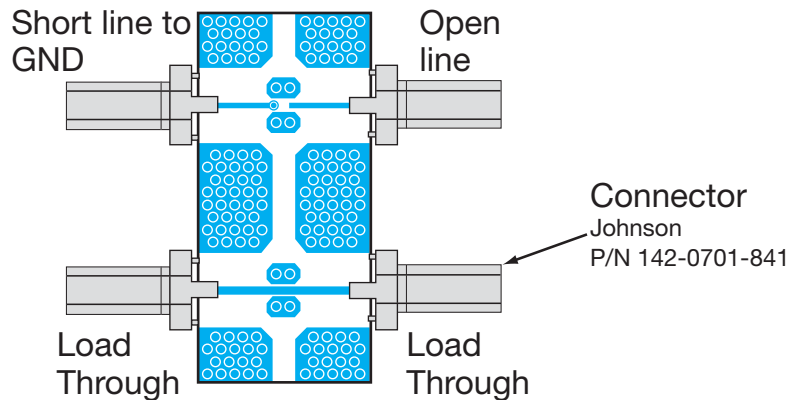
Output (Filter) ➔ Connector 2 (Jig) GND (Filter) ➔ GND (Jig)

Set the VNA to the relevant frequency band. Connect the VNA using a 10dB attenuator on the jig terminal connected to port 2 (using an RF cable).

Measurement



Calibration Jig



4

Mouser Electronics

Authorized Distributor

Click to View Pricing, Inventory, Delivery & Lifecycle Information:

AVX:

[LP0805A1842AWTR](#) [LP0805A1890AWTR](#) [LP0805A3500AWTR](#) [LP0805A0836AWTR](#) [LP0805A0881AWTR](#)
[LP0805A0897AWTR](#) [LP0805A0967AWTR](#) [LP0805A1950AWTR](#) [LP0805A2150AWTR](#) [LP0805A3500ASTR](#)
[LP0805A0902ASTR](#) [LP0805A0902AWTR](#) [LP0805A0942AWTR](#) [LP0805A0947AWTR](#) [LP0805A1119AWTR](#)
[LP0805A1747AWTR](#) [LP0805A1880AWTR](#) [LP0805A1907AWTR](#) [LP0805A1960AWTR](#) [LP0805A2442AWTR](#)
[LP0805A2750AWTR](#) [LP0805A0836ASTR](#) [LP0805A1842ASTR](#) [LP0805A2442ASTR](#) [LP0805A2600ASTR](#)
[LP0805A0947ASTR](#) [LP0805A2150ASTR](#) [LP0805A0897ASTR](#) [LP0805A1800ASTR](#) [LP0805A1880ASTR](#)
[LP0805A1900ASTR](#) [LP0805A1950ASTR](#) [LP0805A2100ASTR](#) [LP0805A2750ASTR](#) [LP0805A0811AWTR](#)
[LP0805A0881ASTR](#) [LP0805A1747ASTR](#) [LP0805A1119ASTR](#) [LP0805A0800AWTR](#) [LP0805A2590ASTR](#)
[LP0805A2350ASTR](#) [LP0603A1842ANTR\500](#) [LP0603A2140ANTR\500](#) [LP0603A1950ANTR\500](#)
[LP0603A1747ANTR\500](#) [LP0603A0947ANTR\500](#) [LP0805A2150AWTR\500](#) [LP0603A2442ANTR\500](#)
[LP0603A1880ANTR\500](#) [LP0603A0902ANTR](#) [LP0805A3500ASTR\500](#) [LP0805A2590AWTR](#) [LP0805A1747ASTR\500](#)
[LP0805A1119ASTR\500](#) [LP0805A2442ASTR\500](#) [LP0805A0942ASTR](#) [LP0805A1960ASTR](#) [LP0805A0967ASTR](#)
[LP0805A1907ASTR](#) [LP0805A2700ASTRNOK](#)