

FEATURES

- ▶ Fully Encapsulated Plastic Case for PCB, Chassis and DIN-Rail Mounting Version
- ▶ Universal Input 85~264VAC, 47~440Hz
- ▶ Single, Dual and Triple Outputs
- ▶ Protection Class II as per IEC/EN 60536
- ▶ I/O Isolation 3000VAC with Reinforced Insulation
- ▶ Operating Ambient Temp. Range -25°C to +70°C
- ▶ Overload/Voltage/Temp. and Short Circuit Protection
- ▶ Designed-in EMI Emission meets EN55011/22 Class B & FCC Level B
- ▶ Designed-in EMC Immunity meets EN61000-4-2,3,4,5,6,8,11
- ▶ UL508 Safety Approval (Option) Specifically for Industrial Application
- ▶ UL/cUL/IEC/EN 60950-1 Safety Approval & CE Marking


PRODUCT OVERVIEW

The MINMAX AQF-30 series is a new range of fully encapsulated AC/DC power supply modules. The product features EMI-filter to EN55022, class B and EMS compliance to EN 61000-4 standard. Universal input voltage 85-264VAC and International safety approvals qualifies these power modules for applications in products with worldwide markets. For industrial applications, the models for chassis mounting can also be supplied as option with UL508 approval. The AQF-30 series provide a cost effective solution for many space critical applications in commercial and industrial electronic equipment.

Model Selection Guide

Model Number	Output Voltage VDC	Output Current		Input Current 115VAC, 60Hz		Max. capacitive Load μF	Efficiency (typ.) @Max. Load %
		Max.	Peak	@Max. Load	@No Load		
		mA	mA	mA(typ.)	mA(typ.)		
AQF-30S05	5	6000	---	557	60	8000	78
AQF-30S12	12	2500	---	543	60	3900	80
AQF-30S15	15	2000	---	543	60	3900	80
AQF-30S24	24	1250	---	543	60	1500	80
AQF-30S48	48	625	---	543	60	1000	80
AQF-30D12	±12	±1300	---	565	60	#1500	80
AQF-30D15	±15	±1000	---	543	60	#1500	80
AQF-30D512	*5	3000	4500	572	60	3900	76
	*12	1250	1800			1500	
AQF-30T512	*5	3000	4500	572	60	2200	76
	12	600	900			1500	
	-12	-600	900			1500	
AQF-30T512A	*5	3000	4500	572	60	2200	76
	12	1000	1500			1500	
	-12	-250	500			1500	
AQF-30T515	*5	3000	4500	572	60	2200	76
	15	500	750			1500	
	-15	-500	750			1500	
AQF-30T5312P	*5	4500	6000	588	60	2200	71
	+3.3	1000	1500			2200	
	+12	250	500			1500	
AQF-30T3512P	*3.3	4000	5300	483	60	2200	71
	+5	1500	2000			2200	
	+12	250	500			1500	

* Output floating (note 6)

For each output

Input Specifications

Parameter	Model	Min.	Typ.	Max.	Unit
Input Voltage Range	All Models	85	---	264	VAC
Input Frequency Range		47	---	440	Hz
Input Voltage Range		120	---	370	VDC
Inrush Current (Cold Start at 25°C)	115VAC	---	---	20	A
	230VAC	---	---	40	A

Output Specifications

Parameter	Conditions	Min.	Typ.	Max.	Unit		
Output Voltage Setting Accuracy	Single / Dual Output	---	±1.0	±2.0	%Vnom.		
	Dual Positive / Triple Output	Vo1	---	±1.0	±2.0	%Vnom.	
		Vo2&Vo3	---	±3.0	---	%Vnom.	
Line Regulation	Vin=Min. to Max. @Full Load	---	±0.2	±1.0	%		
Load Regulation	Iout=Min. to Max.	Single Output Models	---	±0.5	±1.0	%	
		Dual Output Models	---	±2.5	±5.0	%	
		Triple Output Models	Vo1	---	±2.5	±5.0	%
			Vo2&Vo3	---	±4.0	---	%
Cross Regulation- Dual / Triple Output Models	Vo1	Measured output Io = 20% to 100% of rated load Other output(s) set at 50% of rated load	---	±2.0	---	%	
	Vo2		---	±5.0	---	%	
	Vo3		---	±5.0	---	%	
Ripple & Noise	0-20 MHz Bandwidth	3.3V & 5VDC Output Models	---	1.5	1.8	%V _{PP} of Vo	
		Other Output Models	---	1.0	1.3	%V _{PP} of Vo	
Minimum Load	Single-,Dual-Output Models and Main Output Triple Output Models	---	10	---	%Inom.		
	Auxiliary Outputs of Triple Output Models	---	20	---	%Inom.		
Over Voltage Protection	Zener diode clamp	---	120	---	% of Vo		
Temperature Coefficient		---	±0.02	---	%/°C		
Overshoot		---	---	5	% Vout		
Current Limitation	Foldback, auto-recovery	105	---	---	% Inom.		
	(long term overload condition may cause damage)						
Short Circuit Protection	Hiccup mode, Automatic Recovery						

General Specifications

Parameter	Conditions	Min.	Typ.	Max.	Unit
I/O Isolation Voltage	Input to Output, 60 Seconds	3000	---	---	VACrms
I/O Isolation Resistance	500 VDC	100	---	---	MΩ
Switching Frequency		---	100	---	KHz
Hold-up Time		---	20	---	ms
MTBF (calculated)	MIL-HDBK-217F@25°C, Ground Benign	200,000			Hours
Protection Class II	According IEC/EN 60536				
Safety Approvals	UL/cUL 60950-1 recognition (UL certificate), IEC/EN 60950-1 (CB-report)				
	UL/cUL 508 listed certificate				

EMC Specifications

Parameter	Standards & Level		Performance
EMI	Conduction and Radiation	EN55011, EN55022, FCC part 15	Class B
	EN55011, EN55024		
EMS	ESD	EN61000-4-2 air ± 8kV, Contact ± 4kV	B
	Radiated immunity	EN61000-4-3 10V/m	A
	Fast transient	EN61000-4-4 ±2kV	B
	Surge	EN61000-4-5 ±1kV	B
	Conducted immunity	EN61000-4-6 10Vrms	B
	PFMF	EN61000-4-8 30A/m	A
	Dips	EN61000-4-11 30% 10ms	B
	Interruptions	EN61000-4-11 >95% 5000ms	C

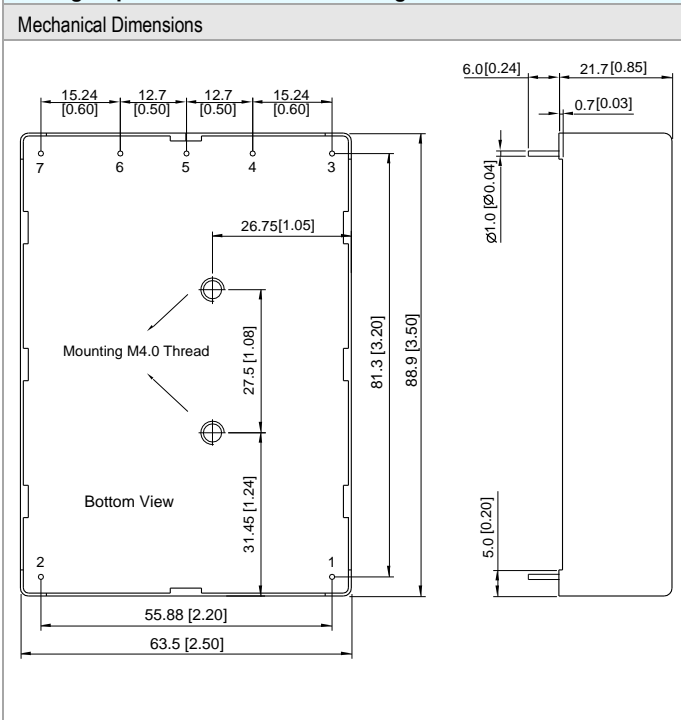
Environmental Specifications

Parameter	Conditions	Min.	Max.	Unit
Operating Ambient Temperature Range (See Power Derating Curve)	Natural Convection	-25	+70	°C
Storage Temperature Range		-40	+85	°C
Power Derating	+50°C to +70°C	1.125		W / °C
Over Temperature Protection	at 90°C (automatic recovery at 67°C)			
Humidity (non condensing)		---	95	% rel. H
Cooling	Natural Convection			
Lead Temperature (1.5mm from case for 10Sec.)		---	260	°C

Notes

- 1 All specifications typical at Ta=+25°C, resistive load, 115VAC, 60Hz input voltage and after warm-up time rated output current unless otherwise noted.
- 2 We recommend to protect the converter by a slow blow fuse in the input supply line.
- 3 These power modules require a minimum output loading to maintain specified regulation, operation under no-load conditions will not damage the power supplies however they may not meet all listed specifications.
- 4 Other input and output voltage may be available, please contact factory.
- 5 Peak current can't be drawn from all output at the same time.
- 6 Floating (or isolated) output of a power supply that is not connected to any other output.
- 7 Specifications are subject to change without notice

Package Specifications PCB Mounting



Pin Connections					
Pin	Single	Dual (D12,D15)	Dual (D512)	Triple	Triple (T5312P,T3512P)
1	AC(N) – AC Neutral				
2	AC(L) – AC Line				
3	+Vout	+Vout	+Vout2	+Vout2	+Vout2
4	No Pin		+Vout1	+Vout1	+Vout1
5	-Vout	Common	-Vout2	Com. 2/3	Com. 2/3
6	No Pin		-Vout1	-Vout1	-Vout1
7	NC	-Vout	NC	-Vout3	+Vout3

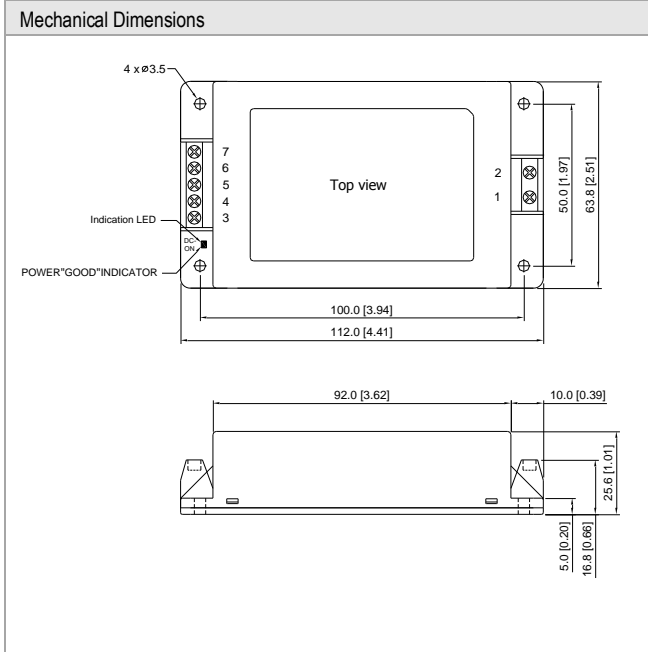
NC: No Connection

- ▶ All dimensions in mm (inches)
- ▶ Tolerance: ±0.5 (±0.02)
- ▶ Pin diameter \varnothing 1.0 ±0.1 (0.04±0.004)

Physical Characteristics

Case Size	: 88.9x63.5x21.7mm (3.50x2.50x0.85 inches)
Case Material	: Plastic resin (flammability to UL 94V-0 rated)
Pin Material	: Copper Alloy with Gold Plate Over Nickel Subplate
Weight	: 177g

Package Specifications Chassis Mounting (order code suffix C)



Connections

Terminal	Single	Dual (D12,D15)	Dual (D512)	Triple	Triple (T5312P,T3512P)
1	AC(N) – AC Neutral				
2	AC(L) – AC Line				
3	+Vout	+Vout	+Vout2	+Vout2	+Vout2
4	NC		+Vout1	+Vout1	+Vout1
5	-Vout	Common	-Vout2	Com. 2/3	Com. 2/3
6	NC		-Vout1	-Vout1	-Vout1
7	NC	-Vout	NC	-Vout3	+Vout3

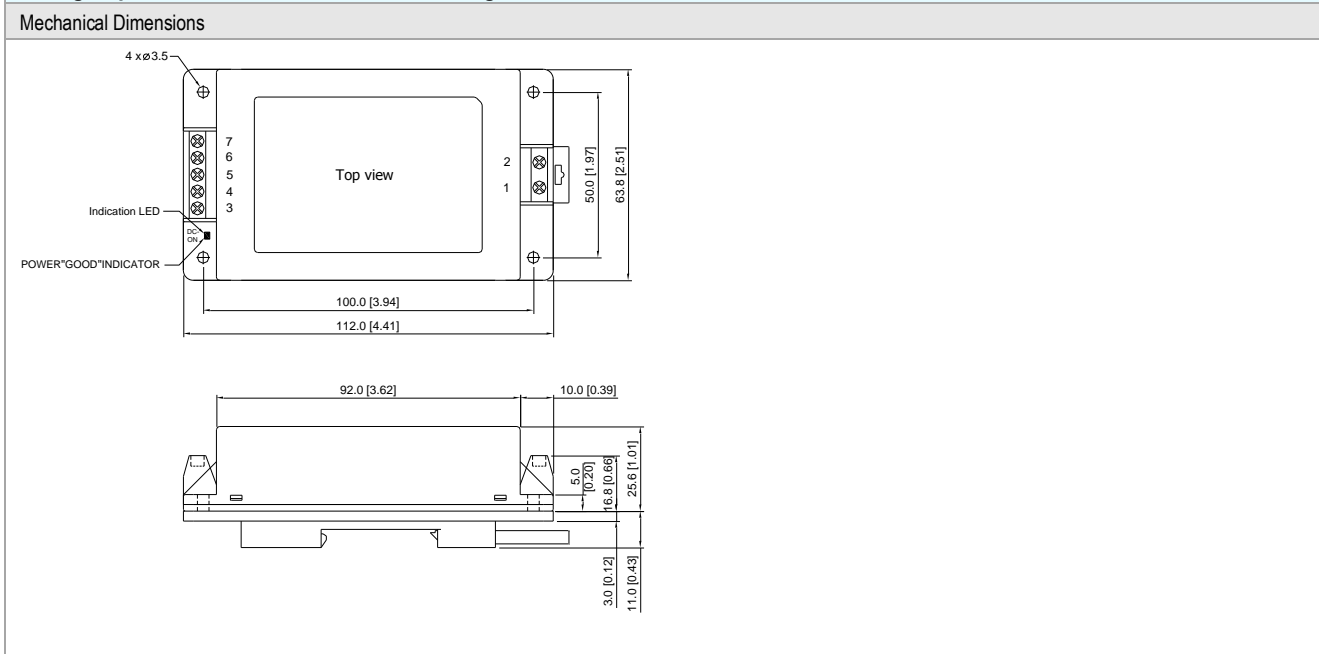
NC: No Connection

- ▶ All dimensions in mm (inches)
- ▶ Tolerance: X.X±0.5 (X.XX±0.02)
X.XX±0.25 (X.XXX±0.01)
- ▶ Pin pitch tolerance: ±0.25 (0.01)

Physical Characteristics

Case Size	: 112.0x63.8x25.6mm (4.41x2.51x1.01 inches)
Case Material	: Plastic resin (flammability to UL 94V-0 rated)
Weight	: 191g

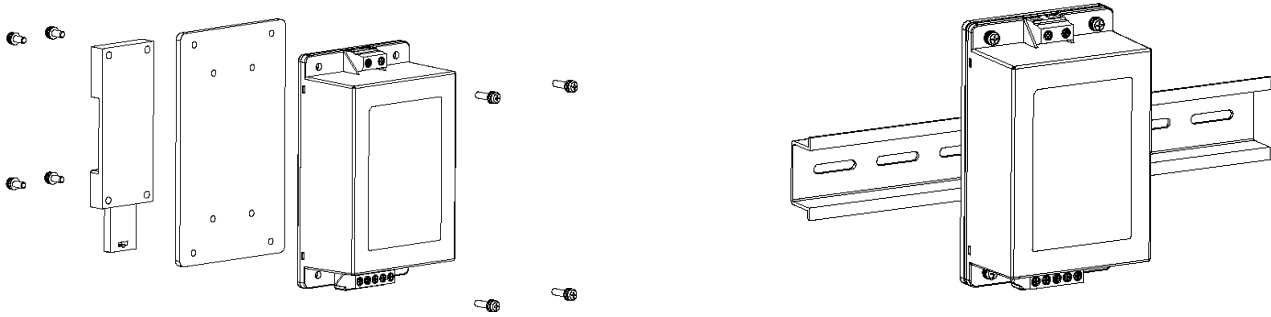
Package Specifications with DIN Rail Mounting Bracket (order code AC-DIN-02)



Physical Characteristics

Case Size	: 112.0x63.8x25.6mm (4.41x2.51x1.01 inches)
Case Material	: Plastic resin (flammability to UL 94V-0 rated)
Weight	: 245g

DIN-Rail Mounting Kit



Order Code Table							
PCB Mounting	Chassis Mounting	PCB Mounting With UL508	Chassis Mounting With UL508	With DIN Rail Mounting by two Order Code		Chassis Mounting with UL508 & DIN Rail Mounting by two Order Code	
AQF-30S05	AQF-30S05C	AQF-30S05ICE	AQF-30S05CICE	AQF-30S05C	AC-DIN-02	AQF-30S05CICE	AC-DIN-02
AQF-30S12	AQF-30S12C	AQF-30S12ICE	AQF-30S12CICE	AQF-30S12C	AC-DIN-02	AQF-30S12CICE	AC-DIN-02
AQF-30S15	AQF-30S15C	AQF-30S15ICE	AQF-30S15CICE	AQF-30S15C	AC-DIN-02	AQF-30S15CICE	AC-DIN-02
AQF-30S24	AQF-30S24C	AQF-30S24ICE	AQF-30S24CICE	AQF-30S24C	AC-DIN-02	AQF-30S24CICE	AC-DIN-02
AQF-30S48	AQF-30S48C	AQF-30S48ICE	AQF-30S48CICE	AQF-30S48C	AC-DIN-02	AQF-30S48CICE	AC-DIN-02
AQF-30D12	AQF-30D12C	AQF-30D12ICE	AQF-30D12CICE	AQF-30D12C	AC-DIN-02	AQF-30D12CICE	AC-DIN-02
AQF-30D15	AQF-30D15C	AQF-30D15ICE	AQF-30D15CICE	AQF-30D15C	AC-DIN-02	AQF-30D15CICE	AC-DIN-02
AQF-30D512	AQF-30D512C	---	---	AQF-30D512C	AC-DIN-02	---	---
AQF-30T512	AQF-30T512C	---	---	AQF-30T512C	AC-DIN-02	---	---
AQF-30T512A	AQF-30T512AC	---	---	AQF-30T512AC	AC-DIN-02	---	---
AQF-30T515	AQF-30T515C	---	---	AQF-30T515C	AC-DIN-02	---	---
AQF-30T5312P	AQF-30T5312PC	---	---	AQF-30T5312PC	AC-DIN-02	---	---
AQF-30T3512P	AQF-30T3512PC	---	---	AQF-30T3512PC	AC-DIN-02	---	---