








FEATURES

- ▶ Fully encapsulated Plastic Case
- ▶ Single-, Dual- and Triple Output Models
- ▶ 2 Mounting Versions:
 - PCB Mounting with Solder Pins
 - Chassis Mounting with Screw Terminals
- ▶ Universal Input 85-264 VAC, 47- 440 Hz
- ▶ Protection Class II
- ▶ Safety Approval to cUL/UL/IEC/EN 60950-1
- ▶ UL508 Approval (Option)
- ▶ Over Load and Over Voltage Protection
- ▶ 3 Year Product Warranty


PRODUCT OVERVIEW

The MINMAX AKF-15 series is a new range of fully encapsulated AC/DC power supply modules. The product features EMI-filter to EN55022, class B and EMS compliance to EN 61000-4 standard. Universal input voltage 85-264VAC and International safety approvals qualifies these power modules for applications in products with worldwide markets. For industrial applications, the models for chassis mounting can also be supplied as option with UL508 approval. The AKF-15 series provide a cost effective solution for many space critical applications in commercial and industrial electronic equipment.

Model Selection Guide

Model Number PCB Mounting (For model with Chassis Mounting, add suffix C)	Output Voltage VDC	Output Current Max. mA	Input Current 115VAC, 60Hz		Max. capacitive Load uF	Efficiency (typ.) @Max. Load %
			@Max. Load mA(typ.)	@No Load mA(typ.)		
				5		
	12	1250	275	30	2200	79
	15	1000	275	30	2200	79
	24	625	275	30	1000	79
	48	310	273	30	680	79
	±12	±650	275	30	#1500	79
	±15	±500	275	30	#1500	79
AKF-15D512	5	1500	302	30	2000	72
	*12	625			1500	
AKF-15T512	5	2000	290	30	2200	74
	*12	200			1500	
	*-12	-200			1500	
AKF-15T515	*5	2000	284	30	2200	74
	*15	150			1500	
	*-15	-150			1500	

* Output voltage accuracy 4% max.

For each output

Input Specifications

Parameter	Model	Min.	Typ.	Max.	Unit
Input Voltage Range	All Models	85	---	264	VAC
Input Frequency Range		47	---	440	Hz
Input Voltage Range		120	---	370	VDC
Inrush Current (Cold Start at 25°C)	115VAC	---	---	15	A
	230VAC	---	---	30	A

E-mail:sales@minmax.com.tw Tel:886-6-2923150

Output Specifications

Parameter	Conditions	Min.	Typ.	Max.	Unit	
Output Voltage Accuracy		---	±1.0	±2.0	%	
Line Regulation	Vin=Min. to Max.	---	±0.5	±1.0	%	
Load Regulation	Iout=Min. to Max.	Single Output Models	---	±0.5	±1.0	%
		Dual/ Triple Output Models	---	±2.5	±5.0	%
Cross Regulation- Dual Positives / Triple Output	Vo1	Measured output Io = 20% to 100% of rated load		---	%	
	Vo2	Other output(s) set at 50% of rated load		---	%	
	Vo3			---	%	
Ripple & Noise (20MHz)	5VDC Output Models	---	1.5	1.8	%V _{PP} of Vo	
	Other Output Models	---	0.8	1.0	%V _{PP} of Vo	
Minimum Load		---	10	---	%Inom.	
Over Voltage Protection	Zener diode clamp	---	120	---	% of Vo	
Temperature Coefficient		---	±0.01	±0.02	%/°C	
Overshoot		---	---	5	% Vout	
Current Limitation	Foldback, auto-recovery (long term overload condition may cause damage)	105	---	---	%Inom.	
Short Circuit Protection	Hiccup mode, indefinite (automatic recovery)					

General Specifications

Parameter	Conditions	Min.	Typ.	Max.	Unit
I/O Isolation Voltage	Input to Output, 60 Seconds	3000	---	---	VAC
I/O Isolation Resistance	500 VDC	100	---	---	MΩ
Switching Frequency		---	100	---	KHz
Hold-up Time		---	20	---	ms
MTBF (calculated)	MIL-HDBK-217F@25°C, Ground Benign	280,000	----	----	Hours
EMC Emission	Conducted and radiated	EN 55011, class B, EN 55022, class B, FCC part 15, class B			Performance Criteria
	Standard	Sepcification Requirement			
EMC Immunity according EN61000-6-1	EN61000-4-2	Air ±8KV Cont. ±4KV			B
	EN61000-4-3	80~1000MHz, 10V/m 80% AM, 1KHz modulation			A
	EN61000-4-4	AC port ±2KV DC, SL, TL ±2KV not less than 1 min.			B
	EN61000-4-5	1.2/50uS(8/20uS) AC dif. ±1KV DC ±0.5KV			B
	EN61000-4-6	0.15~80MHz, 10Vrms (functional earth ports included) 80% AM, 1KHz modulation			B
	EN61000-4-8	50Hz/60Hz, 30A/m			A
	EN61000-4-11	30%, 10ms 60%, 100ms, 95%, 5000ms			B C
Protection Class II		According IEC/EN 60536			
Safety Approvals		cUL/UL 60950-1, IEC/EN 60950-1			
		(UL508 for models with order code suffix ICE only)			

Input Fuse

All Models	
Built-in Fuse	2A / 250VAC
External Fuse (Recommended)	1.5A Slow – Blow Type

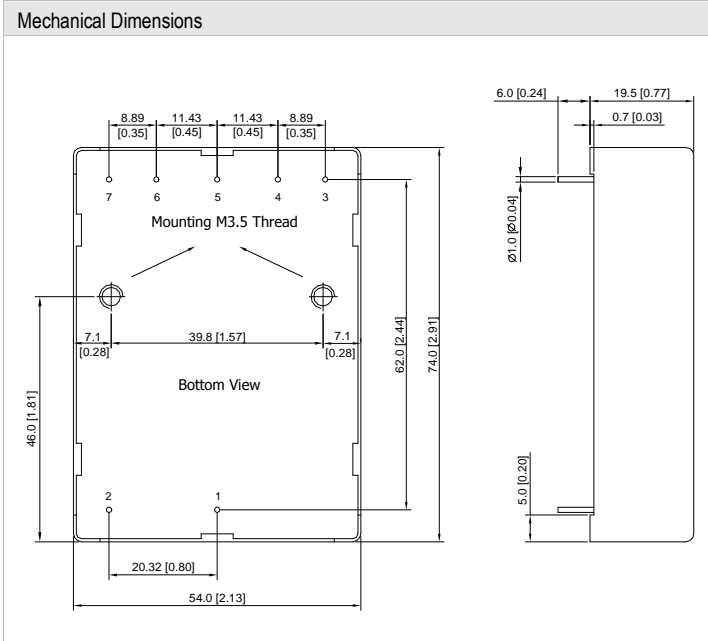
Environmental Specifications

Parameter	Conditions
Temperature Range (operational)	Ambient -25°C to +70°C
Power Derating	+50°C to +70°C 0.563W / °C
Storage Temperature Range	-40 to +85
Over Temperature Protection	at 90°C (automatic recovery at 67°C)
Cooling	Free-Air convection
Humidity (non condensing)	--- 95 % rel. H

Notes

- 1 All Specifications typical at Ta=+25°C, resistive load, 115VAC, 60Hz input voltage and after warm-up time rated output current unless otherwise noted.
- 2 Ripple & Noise measurement bandwidth is 0~20 MHz
- 3 These power modules require a minimum output loading to maintain specified regulation, operation under no-load conditions will not damage the power supplies however they may not meet all listed specifications.
- 4 Other input and output voltage may be available, please contact factory.
- 5 To order the module with chassis mount package, please add a **suffix C** (e.g. AKF-15S05C).
- 6 To order the module with UL508 safety, please add a **suffix ICE** (e.g. AKF-15S05ICE).
- 7 Part number for DIN-Rail mounting bracket: **AC-DIN-01**
- 8 Specifications subject to change without notice

Package Specifications PCB Mounting



Pin Connections

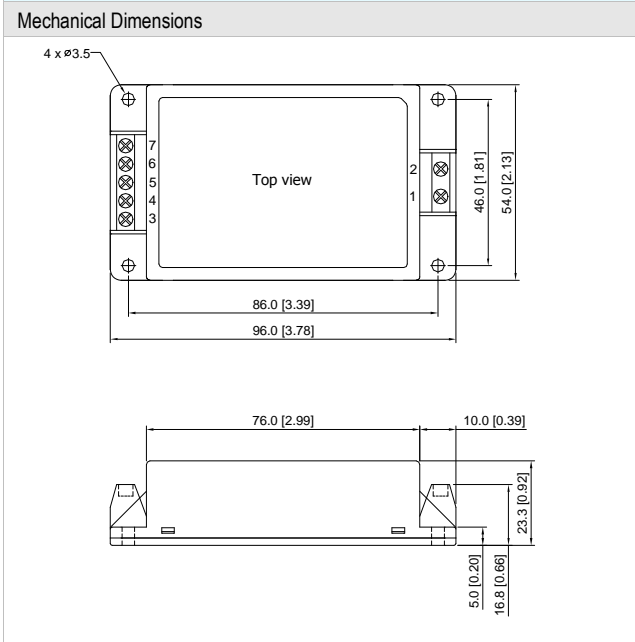
Pin	Single	Dual (D12,D15)	Dual (D512)	Triple
1	AC(N) – AC Neutral			
2	AC(L) – AC Line			
3	No Pin			-Vout3
4	-Vout	-Vout	-Vout2	Common
5	No Pin	Common	+Vout2	+Vout2
6	+Vout	+Vout	-Vout1	-Vout1
7	No Pin		+Vout1	+Vout1

NC: No Connection

- ▶ All dimensions in mm (inches)
- ▶ Tolerance: ±0.5 (±0.02)
- ▶ Pin diameter $\varnothing 1.0 \pm 0.1$ (0.04±0.004)

Physical Characteristics

Case Size	: 74.0x54.0x19.5mm (2.91x2.13x0.77 Inches)
Case Material	: Plastic resin + Fiberglass (flammability to UL 94V-0 rated)
Weight	: 174g

Package Specifications Chassis Mounting (order code suffix C)


Connections

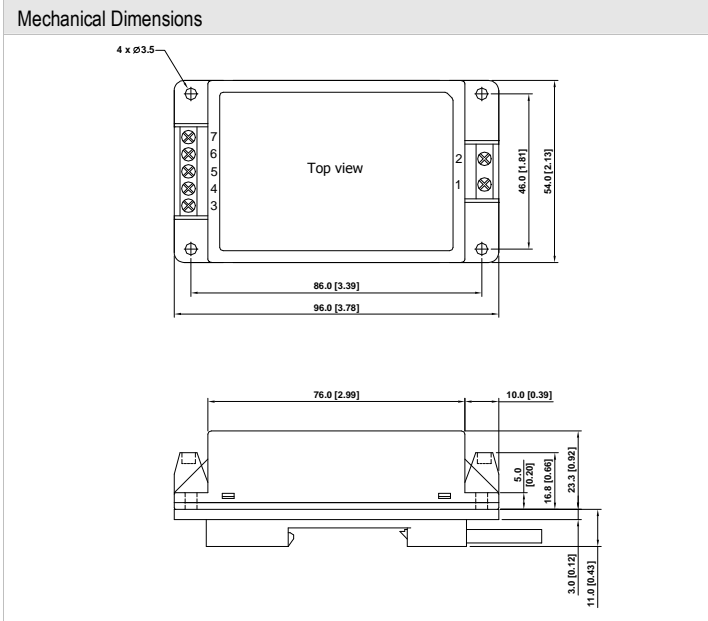
Terminal	Single	Dual (D12,D15)	Dual (D512)	Triple
1	AC(N) – AC Neutral			
2	AC(L) – AC Line			
3	NC			-Vout3
4	-Vout	-Vout	-Vout2	Common
5	NC	Common	+Vout2	+Vout2
6	+Vout	+Vout	-Vout1	-Vout1
7	NC		+Vout1	+Vout1

NC: No Connection

- ▶ All dimensions in mm (inches)
- ▶ Tolerance: $X.X \pm 0.5$ ($X.XX \pm 0.02$)
 $X.XX \pm 0.25$ ($X.XXX \pm 0.01$)
- ▶ Pin pitch tolerance: ± 0.25 (0.01)

Physical Characteristics

Case Size	: 96.0x54.0x23.3mm (3.78x2.13x0.92 Inches)
Case Material	: Plastic resin + Fiberglass (flammability to UL 94V-0 rated)
Weight	: 162g

Package Specifications with DIN Rail Mounting Bracket (order code AC-DIN-01)

Physical Characteristics

Case Size	: 96.0x54.0x23.3mm (3.78x2.13x0.92 Inches)
Case Material	: Plastic resin + Fiberglass (flammability to UL 94V-0 rated)
Weight	: 216g

DIN-Rail Mounting Kit
