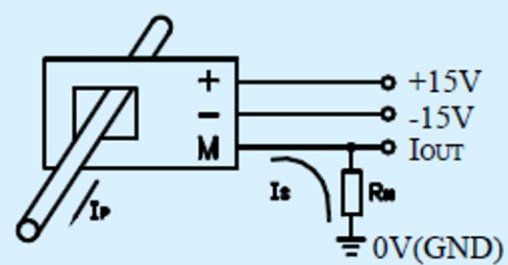
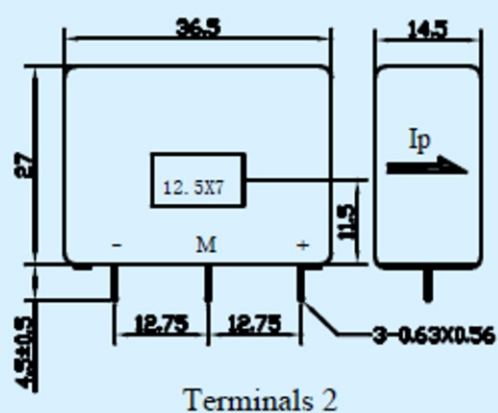
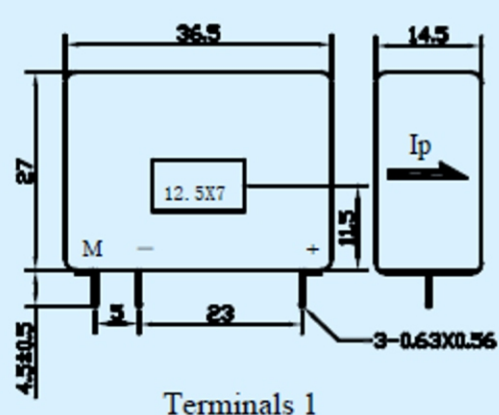


Electrical characteristics				
Type	CSM150LA			
I_{PN}	Primary nominal input current	150		A
I_P	Measuring range of primary current	0~±150		A
I_{SN}	Secondary nominal output current	75		mA
K_N	Conversion ratio	1:2000		
R_M	Measuring resistance	$V_C=±15V$ $I_P=±150A$	0-33	Ω
V_C	Supply voltage	±15(±5%)		V
I_C	Current consumption	$V_C=±15V$	10+ I_S	mA
V_D	Insulation voltage	AC/50Hz/1min	2.5	kV
ϵ_L	Linearity	<0.2		%FS
X	Accuracy	$T_A=25^\circ C$ $V_C=±15V$	<±0.7	%
I_0	Zero offset current	$T_A=25^\circ C$	<±0.2	mA
I_{OM}	Residual current	$I_P \rightarrow 0$	<±0.15	mA
I_{OT}	Thermal drift of I_0	$I_P=0$ $T_A=-25\sim+85^\circ C$	<±0.5	mA
T_R	Response time	<1		μs
f	Frequency bandwidth(-1dB)	DC~100		kHz
T_A	Ambient operating temperature	-25~+85		$^\circ C$
T_S	Ambient storage temperature	-40~+100		$^\circ C$
R_S	Secondary coil resistance($T_A=25^\circ C$)	112		Ω
m	Mass	19		g
	Standard	Q/320115QHKJ01-2013		

Dimensions of drawing (mm)	Connection
----------------------------	------------



Remarks

- Incorrect connection may lead to the damage of the sensor. I_{SN} is positive when the I_P flows in the direction of the arrow.
- Dynamic performance (di/dt and response time) are best with a primary bar in the center of the through-hole.