

Miniature Ceramic Fixed Attenuator

50Ω 1W 3dB DC to 7000 MHz

PAT-3+
PAT-3



Maximum Ratings

Operating Temperature	-55°C to 100°C
Storage Temperature	-55°C to 100°C

Pin Connections

INPUT	1
OUTPUT	3
GROUND	2,4

Features

- wideband, DC to 7000 MHz
- excellent VSWR, through entire band
- miniature size
- aqueous washable

Applications

- power leveling
- impedance match improvement

CASE STYLE: AF320
PRICE: \$2.95 ea. QTY (10-49)

**+ RoHS compliant in accordance
with EU Directive (2002/95/EC)**

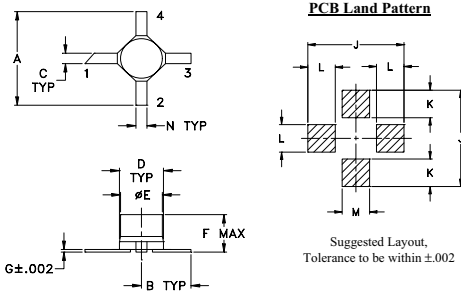
*The +Suffix identifies RoHS Compliance. See our web site
for RoHS Compliance methodologies and qualifications.*

Electrical Specifications at 25°C

FREQ. RANGE (MHz)	ATTENUATION (dB) Flatness, Max.	VSWR (:1) Max.			MAX. INPUT POWER (W)
		DC-1 GHz	DC-2.5 GHz	DC-f _u GHz	
f _L -f _u	Norm.	DC-1 GHz	DC-2.5 GHz	DC-f _u GHz	
DC-7000	3±0.3	0.3	0.5	0.9	1

1. RF power at 25°C case temperature: 1 Watt. Derate linearly to 0.1 Watt at 100°C.

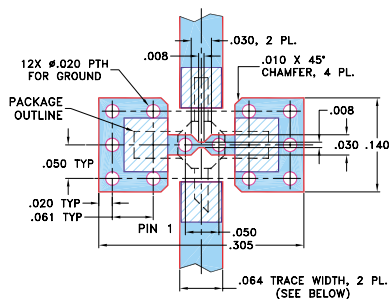
Outline Drawing



Outline Dimensions (inch/mm)

A	B	C	D	E	F	G
.200	.100	.020	.070	.068	.057	.005
5.08	2.54	0.51	1.78	1.73	1.45	0.13
H	J	K	L	M	N	wt
--	.230	.065	.060	.080	.040	grams
--	5.84	1.65	1.52	2.03	1.02	0.04

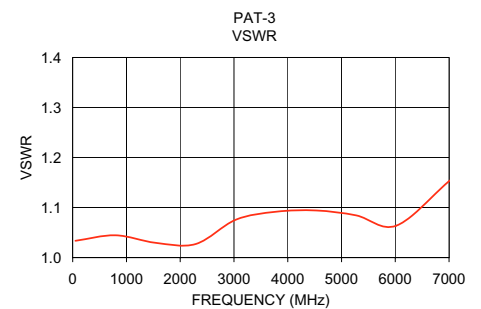
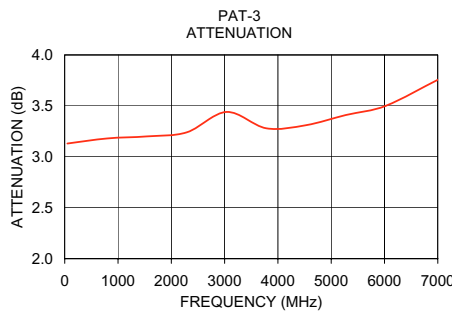
Demo Board MCL P/N: TB-319 Suggested PCB Layout (PL-208)



- NOTES:**
1. TRACE WIDTH IS SHOWN FOR ROGERS RO4350B WITH DIELECTRIC THICKNESS .030" ± .002"; COPPER: 1/2 OZ. EACH SIDE. FOR OTHER MATERIALS TRACE WIDTH MAY NEED TO BE MODIFIED.
 2. BOTTOM SIDE OF THE PCB IS CONTINUOUS GROUND PLANE.
- DENOTES PCB COPPER LAYOUT WITH SMOBC (SOLDER MASK OVER BARE COPPER)
 DENOTES COPPER LAND PATTERN FREE OF SOLDER MASK

Typical Performance Data

Frequency (MHz)	Attenuation (dB)	VSWR (:1)
50.00	3.13	1.03
796.25	3.18	1.04
1542.50	3.20	1.03
2288.75	3.24	1.03
3035.00	3.44	1.08
3781.25	3.28	1.09
4527.50	3.31	1.09
5273.75	3.41	1.08
6020.00	3.50	1.06
7015.00	3.76	1.15



designers kit available

Kit No.	No. of Units in Kit	Description	Price \$ per Kit
K1-PAT	20	4 of ea. PAT-3(+),6(+),10(+),15(+)	49.95

Mini-Circuits®

Distribution Centers NORTH AMERICA 800-654-7949 • 417-335-5935 • Fax 417-335-5945 • EUROPE 44-1252-832600 • Fax 44-1252-837010

Mini-Circuits ISO 9001 & ISO 14001 Certified

INTERNET <http://www.minicircuits.com>



REV. F
M105530
PAT-3
060815