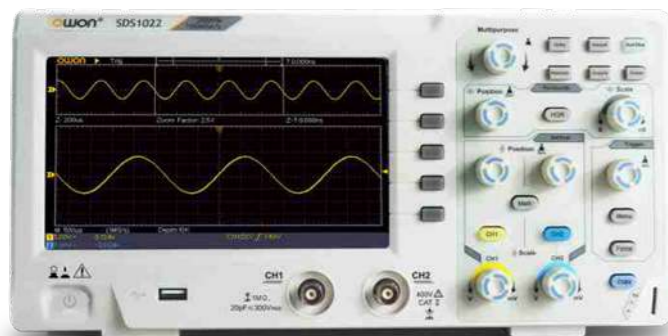
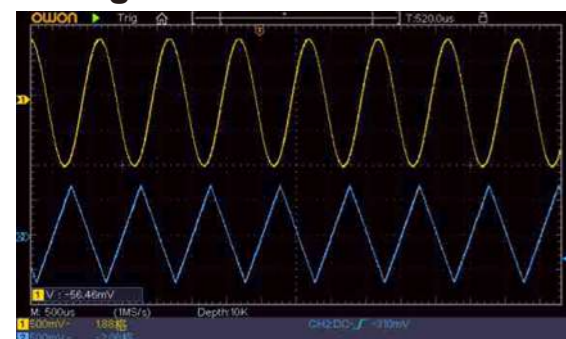


# SDS1022 super- economical type digital storage oscilloscope



- + Bandwidth : 20MHz
- + 2-Channel
- + Sample rate : 100MS/s
- + Ultra-thin body
- + 7 inch high resolution LCD
- + SCPI, and LabVIEW supported

## 7" high resolution LCD

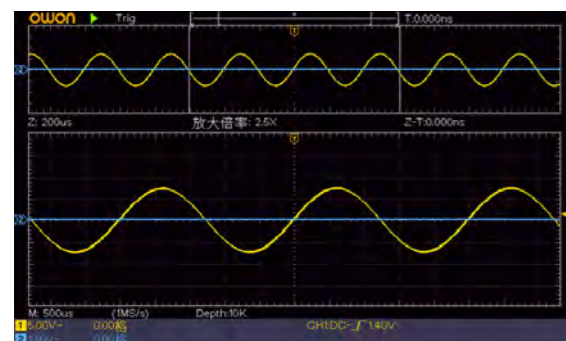


ultra-thin device body, assures super portability

sided power socket better suit for industrial environment measurement



## windows extension



## snapshot



## + Performance Specifications

Model	SDS1022
Bandwidth	20MHz
Sample Rate	100MS/s
Horizontal Scale (s/div)	5ns/div - 100s/div, step by 1 - 2 - 5
Rise Time (at input, typical)	≤17.5ns
Channel	2
Display	7" color LCD, 800 x 480 pixels
Input Impedance	1MΩ ± 2%, in parallel with 20pF ± 5pF

Model	SDS1022
Channel Isolation	50Hz : 100 : 1, 10MHz : 40 : 1
Max Input Voltage	400V (PK - PK) (DC+AC, PK - PK)
DC Gain Accuracy	±3%
Record Length	10K
DC Accuracy (average)	Average ≥ 16 : ±(3% reading + 0.05 div) for ΔV
Probe Attenuation Factor	1X, 10X, 100X, 1000X
LF Respond (AC, -3dB)	≥10Hz (at input, AC coupling, -3dB)
Sample Rate / Relay Time Accuracy	±100ppm
Interpolation	sin (x) / x
Interval (ΔT) Accuracy (full bandwidth)	Single : ±(1 interval time + 100ppm x reading + 0.6ns), Average > 16 : ±(1 interval time + 100ppm x reading + 0.4ns)
Input Coupling	DC, AC, and GND
Vertical Resolution (A/D)	8 bits (2 channels simultaneously)
Vertical Sensitivity	5mV/div - 5V/div (at input)
Trigger Type	Edge, Video
Trigger Mode	Auto, Normal, and Single
Trigger Level	±5 divisions from screen center
Line / Field Frequency (video)	NTSC, PAL and SECAM standard
Cursor Measurement	ΔV, and ΔT between cursors
Automatic Measurement	Vpp, Vavg, RMS, Frequency, Period, Vmax, Vmin, Vtop, Vbase, Width, Overshoot, Pre-shoot, Rise time, Fall time, +Width, -Width, +Duty, -Duty, Delay A→B, Delay A→B
Waveform Math	+, -, x, ÷, invert, FFT
Waveform Storage	16 waveforms
Lissajous Figure	Bandwidth full bandwidth Phase Difference ±3 degrees
Communication Interface	USB host, USB device
Frequency Counter	available
Power Supply	100V - 240V AC, 50/60Hz, CAT II
Power Consumption	< 15W
Fuse	2A, T class, 250V
Dimension (W x H x D)	301 x 152 x 70 mm
Device Weight	1.10 kg

Specifications subject to change without prior notice.

## + Application

electronic circuit debugging education and training      circuit testing      design and manufacture  
automobile maintenance and testing

## + Accessories

The accessories subject to final delivery.

