

OCP

Over Current Protection Producty Brochure



*We make it
better and safer*



Table Of Contents

PPTC SMD

Surface Mount Polymeric PTC Device

PTC SLR Series	02
PTC 0603 HF Series	03
PTC 0805 HF Series	03
PTC 1206 HF Series	04
PTC 1210 HF Series	05
PTC 1812 HF Series	06
PTC 2018 HF Series	07
PTC 2920 HF Series	07

PPTC RLD

Radial Leaded Polymeric PTC Device

B16V GF Series	08
B30V HF Series	09
B60V XF Series	10
B72V XF Series	11

PPTC TELECOM

Radial Leaded Telecom Polymeric PTC Device

B250P Series	12
B250P Series	12
B250P Series	12

FUSE


Surface Mount Fuse Device

BFS 0603 Series	13
BFS 0603 Series	13
BFS 1206 Series	14
BFS 1206P800~1500	14
BFS 1206P2000~3000	14
BFS 1206 Series	15
BFS 2410 Series	15
BFS1025 Series	16

PPTC SMD

Surface Mount Polymeric PTC Device

PTC SLR Series



Part Number	I _{hold} (A)	I _{trip} (A)	V _{max} (V _{dc})	I _{max} (A)	P _{d typ} (W)	Maximum Time To Trip		Resistance	
						Current (A)	Time (Sec.)	R _{min} (Ω)	R _{1max} (Ω)
PTC04026V010	0.10	0.30	6	40	0.50	0.50	1.00	0.150	2.000
PTC04026V020	0.20	0.50	6	40	0.50	1.00	1.00	0.100	1.250
PTC04026V035	0.35	0.70	6	40	0.50	8.00	0.10	0.050	0.700
PTC04026V050	0.50	1.00	6	40	0.50	8.00	0.10	0.040	0.400
PTC06036V075	0.75	1.50	6	50	0.60	8.00	0.20	0.040	0.165
PTC06036V100	1.00	1.80	6	50	0.60	8.00	0.30	0.040	0.120
PTC06036V150	1.50	3.00	6	50	0.60	8.00	0.50	0.007	0.080
PTC06036V175	1.75	3.50	6	50	0.60	8.00	0.30	0.005	0.060
PTC08056V200	2.00	4.00	6	50	0.60	8.00	1.00	0.005	0.045
PTC08056V260	2.60	5.20	6	50	0.60	8.00	4.00	0.003	0.035
PTC08056V300	3.00	6.00	6	50	0.60	8.00	5.00	0.003	0.030
PTC12066V350	3.50	7.00	6	50	0.80	8.00	5.00	0.003	0.018
PTC12066V400	4.00	8.00	6	50	0.80	20.00	2.00	0.001	0.016
PTC12066V450	4.50	9.00	6	50	0.80	22.50	2.00	0.001	0.014
PTC12066V500	5.00	10.00	6	50	1.00	25.00	2.00	0.001	0.012
PTC12106V550	5.50	11.00	6	50	1.20	27.50	2.00	0.001	0.011
PTC12106V600	6.00	12.00	6	50	1.20	30.00	2.00	0.001	0.010
PTC12106V650	6.50	13.00	6	50	1.20	32.50	2.00	0.001	0.009
PTC12106V700	7.00	14.00	6	50	1.20	35.00	2.00	0.001	0.008
PTC12106V750	7.50	15.00	6	50	1.20	37.50	2.00	0.001	0.007
PTC120612V100	1.10	2.20	12	50	0.80	8.00	0.30	0.015	0.130
PTC120612V150	1.50	3.00	12	50	0.80	8.00	0.50	0.010	0.080
PTC120612V200	2.00	4.00	12	50	0.80	8.00	2.00	0.005	0.070
PTC120612V260	2.60	5.00	12	50	0.80	8.00	4.00	0.003	0.055
PTC120612V300	3.00	6.00	12	50	0.80	8.00	4.00	0.003	0.030
PTC120612V350	3.50	7.00	12	50	0.80	8.00	5.00	0.003	0.020
PTC120612V500	5.00	10.00	12	50	1.00	25.00	2.00	0.001	0.012
PTC121012V500	5.00	10.00	12	50	1.20	25.00	2.00	0.001	0.012

PTC 0603 HF Series



Part Number	I _{hold} (A)	I _{trip} (A)	V _{max} (V _{dc})	I _{max} (A)	P _{d typ} (W)	Maximum Time To Trip		Resistance	
						Current (A)	Time (Sec.)	R _{min} (Ω)	R _{1max} (Ω)
PTC060324V004	0.04	0.12	24	20	0.50	0.20	1.00	4.000	40.000
PTC060315V008	0.08	0.20	15	40	0.50	0.40	1.00	2.500	12.000
PTC060315V010	0.10	0.30	15	40	0.50	0.50	1.00	0.900	6.000
PTC06039V020	0.20	0.50	9	40	0.50	1.00	0.60	0.550	3.500
PTC06039V025	0.25	0.55	9	40	0.50	8.00	0.08	0.500	3.000
PTC06036V035	0.35	0.75	6	40	0.50	8.00	0.10	0.200	1.000
PTC06036V050	0.50	1.00	6	40	0.50	8.00	0.10	0.100	0.680

PTC0805 HF Series



Part Number	I _{hold} (A)	I _{trip} (A)	V _{max} (V _{dc})	I _{max} (A)	P _{d typ} (W)	Maximum Time To Trip		Resistance	
						Current (A)	Time (Sec.)	R _{min} (Ω)	R _{1max} (Ω)
PTC080530V005	0.05	0.15	30	40	0.50	0.25	1.50	3.600	20.000
PTC080515V010	0.10	0.30	15	100	0.50	0.50	1.50	1.000	6.000
PTC080524V010	0.10	0.30	24	100	0.50	0.50	1.50	1.500	6.000
PTC08059V020	0.20	0.50	9	100	0.50	8.00	0.02	0.650	3.500
PTC08056V035	0.35	0.75	6	100	0.50	8.00	0.10	0.250	1.200
PTC08056V050	0.50	1.00	6	100	0.50	8.00	0.10	0.150	0.850
PTC08056V075	0.75	1.50	6	40	0.60	8.00	0.20	0.090	0.350
PTC08056V100	1.00	1.95	6	40	0.60	8.00	0.30	0.060	0.210
PTC08056V110	1.10	2.00	6	100	0.80	8.00	0.10	0.050	0.160

PTC 1206 HF Series




Part Number	I _{hold} (A)	I _{trip} (A)	V _{max} (V _{dc})	I _{max} (A)	P _{d typ} (W)	Maximum Time To Trip		Resistance	
						Current (A)	Time (Sec.)	R _{min} (Ω)	R _{1max} (Ω)
PTC120660V005	0.05	0.15	60	10	0.60	0.25	1.50	3.600	20.000
PTC120630V005	0.05	0.15	30	40	0.60	0.25	1.50	3.600	20.000
PTC120660V010	0.10	0.25	60	10	0.60	0.50	1.50	1.500	10.000
PTC120630V010	0.10	0.25	30	40	0.60	0.50	1.50	1.500	10.000
PTC120630V012	0.125	0.29	30	100	0.60	1.00	0.20	1.500	6.000
PTC120630V016	0.16	0.37	30	100	0.60	1.00	0.30	1.200	4.500
PTC120624V020	0.20	0.42	24	100	0.60	8.00	0.10	0.650	2.600
PTC120616V025	0.25	0.50	16	100	0.60	8.00	0.08	0.550	2.300
PTC120624V025	0.25	0.55	24	100	0.60	8.00	0.08	0.550	2.300
PTC120616V035	0.35	0.75	16	100	0.60	8.00	0.10	0.300	1.200
PTC120630V035	0.35	0.75	30	100	0.60	8.00	0.10	0.300	1.200
PTC12066V050	0.50	1.00	6	100	0.60	8.00	0.10	0.150	0.700
PTC120615V050	0.50	1.00	15	100	0.60	8.00	0.10	0.150	0.750
PTC120624V050	0.50	1.00	24	100	0.60	8.00	0.10	0.150	0.750
PTC12068V075	0.75	1.50	8	100	0.60	8.00	0.20	0.090	0.290
PTC120613V075	0.75	1.50	13.2	100	0.60	8.00	0.20	0.090	0.350
PTC120616V075	0.75	1.50	16	100	0.60	8.00	0.20	0.090	0.290
PTC12068V110	1.10	2.20	8	100	0.80	8.00	0.10	0.040	0.210
PTC120616V110	1.10	2.20	16	100	0.80	8.00	0.10	0.460	0.210
PTC12068V150	1.50	3.00	8	100	0.80	8.00	0.30	0.040	0.120
PTC12066V175	1.75	3.50	6	100	0.80	8.00	0.50	0.020	0.099
PTC12066V200	2.00	3.50	6	100	0.80	8.00	1.50	0.018	0.080

PTC 1210 HF Series



Part Number	I _{hold} (A)	I _{trip} (A)	V _{max} (V _{dc})	I _{max} (A)	P _{d typ} (W)	Maximum Time To Trip		Resistance	
						Current (A)	Time (Sec.)	R _{min} (Ω)	R _{1max} (Ω)
PTC121030V005	0.05	0.15	30	10	0.60	0.25	1.50	3.600	50.00
PTC121060V005	0.05	0.15	60	10	0.60	0.25	1.50	3.600	50.00
PTC121030V010	0.10	0.30	30	10	0.60	0.50	1.50	1.600	15.00
PTC121060V010	0.10	0.25	60	10	0.60	0.50	1.50	1.500	15.00
PTC121030V020	0.20	0.40	30	10	0.60	8.00	0.02	0.800	5.000
PTC12106V035	0.35	0.70	6	100	0.60	8.00	0.20	0.320	1.300
PTC121030V035	0.35	0.70	30	40	0.60	8.00	0.20	0.320	1.300
PTC121013V050	0.50	1.00	13.2	100	0.60	8.00	0.05	0.250	0.900
PTC121030V050	0.50	1.00	30	40	0.60	8.00	0.15	0.220	0.900
PTC12106V075	0.75	1.50	6	100	0.60	8.00	0.10	0.130	0.400
PTC121024V075	0.75	1.50	24	100	0.60	8.00	0.10	0.130	0.400
PTC12108V110	1.10	2.20	8	100	0.60	8.00	0.10	0.060	0.210
PTC121012V110	1.10	2.20	12	100	0.60	8.00	0.10	0.060	0.210
PTC121016V110	1.10	2.20	16	100	0.60	8.00	0.10	0.060	0.210
PTC12106V150	1.50	3.00	6	100	0.80	8.00	0.30	0.040	0.110
PTC121012V150	1.50	3.00	12	100	0.80	8.00	0.30	0.040	0.110
PTC121016V150	1.50	3.00	16	100	0.80	8.00	0.30	0.040	0.110
PTC12106V175	1.75	3.50	6	100	0.80	8.00	0.60	0.020	0.080
PTC12106V200	2.00	4.00	6	100	0.80	8.00	1.00	0.015	0.070

PTC 1812 HF Series




Part Number	I _{hold} (A)	I _{trip} (A)	V _{max} (V _{dc})	I _{max} (A)	P _{d typ} (W)	Maximum Time To Trip		Resistance	
						Current (A)	Time (Sec.)	R _{min} (Ω)	R _{1max} (Ω)
PTC181230V010	0.10	0.30	30	100	0.80	0.50	1.50	1.600	15.000
PTC181260V010	0.10	0.30	60	10	0.80	0.50	1.50	1.600	15.000
PTC181260V014	0.14	0.34	60	10	0.80	1.50	0.15	1.500	6.000
PTC181230V020	0.20	0.40	30	100	0.80	8.00	0.02	0.800	5.000
PTC181260V020	0.20	0.40	60	40	0.80	1.00	2.00	1.400	4.400
PTC181230V030	0.35	0.75	30	40	0.80	8.00	0.15	0.400	1.700
PTC181260V030	0.35	0.70	60	10	1.00	8.00	0.15	0.400	1.700
PTC181215V050	0.50	1.00	15	100	0.80	8.00	0.15	0.150	1.000
PTC181230V050	0.50	1.00	30	100	0.80	8.00	0.15	0.150	1.000
PTC181260V050	0.50	1.00	60	10	1.50	8.00	0.15	0.150	1.000
PTC181213V075	0.75	1.50	13.2	100	0.80	8.00	0.20	0.100	0.450
PTC181224V075	0.75	1.50	24	100	0.80	8.00	0.20	0.110	0.290
PTC181233V075	0.75	1.50	33	20	0.80	8.00	0.20	0.110	0.400
PTC18128V110	1.10	2.20	8	100	0.80	8.00	0.30	0.040	0.210
PTC181216V110	1.10	1.95	16	100	0.80	8.00	0.30	0.060	0.180
PTC181224V110	1.10	1.95	24	20	0.80	8.00	0.50	0.060	0.200
PTC181233V110	1.10	1.95	33	20	0.80	8.00	0.50	0.060	0.200
PTC181216V125	1.25	2.50	16	100	0.80	8.00	0.40	0.050	0.140
PTC18128V150	1.50	3.00	8	100	0.80	8.00	0.30	0.040	0.110
PTC181212V150	1.50	3.00	12	100	0.80	8.00	0.50	0.040	0.110
PTC181216V150	1.50	2.80	16	100	0.80	8.00	0.50	0.040	0.110
PTC181224V150	1.50	3.00	24	20	0.80	8.00	1.50	0.040	0.120
PTC18128V160	1.60	2.80	8	100	0.80	8.00	1.00	0.030	0.100
PTC18128V200	2.00	3.50	8	100	0.80	8.00	2.00	0.020	0.070
PTC181212V200	2.00	3.50	12	100	1.00	8.00	2.00	0.020	0.070
PTC181216V200	2.00	3.50	16	100	1.00	8.00	2.00	0.020	0.070
PTC18128V260	2.60	5.00	8	100	0.80	8.00	2.50	0.015	0.047
PTC181212V260	2.60	5.00	12	100	0.80	8.00	5.00	0.015	0.055
PTC181216V260	2.60	5.00	16	100	1.20	8.00	5.00	0.015	0.050
PTC18126V300	3.00	5.00	6	100	0.80	8.00	4.00	0.012	0.040

PTC 2018 HF Series



Part Number	I _{hold} (A)	I _{trip} (A)	V _{max} (V _{dc})	I _{max} (A)	P _{d typ} (W)	Maximum Time To Trip		Resistance	
						Current (A)	Time (Sec.)	R _{min} (Ω)	R _{1max} (Ω)
PTC201860V030	0.30	0.60	60	20	1.40	1.50	3.00	0.500	2.300
PTC201860V050	0.55	1.10	60	20	1.40	2.50	5.00	0.200	1.000
PTC201860V075	0.75	1.50	60	20	1.40	8.00	0.50	0.130	0.900
PTC201815V100	1.10	2.20	15	40	1.40	8.00	0.50	0.100	0.400
PTC201833V100	1.10	2.20	33	40	1.40	8.00	0.50	0.100	0.400
PTC201815V150	1.50	3.00	15	40	1.40	8.00	1.00	0.070	0.180
PTC201833V150	1.50	3.00	33	40	2.00	8.00	1.00	0.070	0.180
PTC20186V200	2.00	4.20	6	40	1.40	8.00	3.00	0.048	0.100
PTC201824V260	2.60	5.00	24	40	1.60	8.00	5.00	0.025	0.075
PTC201816V300	3.00	5.00	16	40	1.60	8.00	10.00	0.015	0.048
PTC20186V500	5.00	10.00	6	100	2.00	25.00	2.00	0.005	0.025


PTC 2920 HF Series



Part Number	I _{hold} (A)	I _{trip} (A)	V _{max} (V _{dc})	I _{max} (A)	P _{d typ} (W)	Maximum Time To Trip		Resistance	
						Current (A)	Time (Sec.)	R _{min} (Ω)	R _{1max} (Ω)
PTC292060V030	0.30	0.60	60	10	1.50	1.50	3.00	1.200	4.800
PTC292060V050	0.50	1.00	60	10	1.50	2.50	4.00	0.350	1.400
PTC292030V075	0.75	1.50	30	40	1.50	8.00	0.30	0.350	1.000
PTC292060V075	0.75	1.50	60	10	1.50	8.00	0.30	0.300	0.950
PTC292033V100	1.10	2.20	33	40	1.50	8.00	0.50	0.120	0.410
PTC292060V100	1.10	2.20	60	20	2.00	8.00	0.50	0.120	0.0410
PTC292015V125	1.25	2.50	15	40	1.50	8.00	2.00	0.070	0.250
PTC292033V150	1.50	3.00	33	40	1.50	8.00	2.00	0.080	0.230
PTC292033V185	1.85	3.70	33	40	1.50	8.00	2.50	0.050	0.150
PTC292024V200	2.00	4.00	24	40	1.50	8.00	5.00	0.050	0.125
PTC292015V250	2.50	5.00	15	40	1.50	8.00	5.00	0.035	0.085
PTC29206V260	2.60	5.00	6	40	1.50	8.00	10.00	0.025	0.075
PTC292024V260	2.60	5.00	24	40	1.50	8.00	5.00	0.025	0.075
PTC292015V300	3.00	5.00	15	40	1.50	8.00	20.00	0.015	0.048
PTC292024V330	3.30	5.50	24	40	2.00	8.00	5.00	0.015	0.055
PTC292015V400	4.00	8.00	15	40	1.50	20.00	4.00	0.010	0.040
PTC292012V500	5.00	10.00	12	40	1.50	20.00	5.00	0.005	0.025
PTC292016V500	5.00	10.00	16	40	2.00	20.00	5.00	0.005	0.025
PTC292012V600	6.00	12.00	12	50	2.00	30.00	2.00	0.004	0.020
PTC292012V700	7.00	14.00	12	50	2.00	35.00	2.00	0.0035	0.0180


PPTC RLD

Radial Leaded Polymeric PTC Device



B16V GF Series

Part Number	I _{hold} (A)	I _{trip} (A)	V _{max} (V _{dc})	I _{max} (A)	P _{d typ} (W)	Maximum Time To Trip		Resistance	
						Current (A)	Time (Sec.)	R _{min} (Ω)	R _{1max} (Ω)
B16-250	2.5	4.7	16	100	1.0	12.5	5.0	0.0220	0.0530
B16-300	3.0	5.1	16	100	2.3	15.0	1.0	0.0380	0.0975
B16-400	4.0	6.8	16	100	2.4	20.0	1.7	0.0210	0.0600
B16-500	5.0	8.5	16	100	2.6	25.0	2.0	0.0150	0.0340
B16-600	6.0	10.2	16	100	2.8	30.0	3.3	0.0100	0.0280
B16-700	7.0	11.9	16	100	3.0	35.0	3.5	0.0077	0.0200
B16-800	8.0	13.6	16	100	3.0	40.0	5.0	0.0056	0.0175
B16-900	9.0	15.3	16	100	3.3	45.0	5.5	0.0047	0.0135
B16-1000	10.0	17.0	16	100	3.6	50.0	6.0	0.0040	0.0102
B16-1100	11.0	18.7	16	100	3.7	55.0	7.0	0.0037	0.0089
B16-1200	12.0	20.4	16	100	4.2	60.0	7.5	0.0033	0.0086
B16-1400	14.0	23.8	16	100	4.6	70.0	9.0	0.0026	0.0064




B30V HF Series

Part Number	I _{hold} (A)	I _{trip} (A)	V _{max} (V _{dc})	I _{max} (A)	P _{d typ} (W)	Maximum Time To Trip		Resistance	
						Current (A)	Time (Sec.)	R _{min} (Ω)	R _{1max} (Ω)
B30-090	0.90	1.80	30	40	40	4.50	5.9	0.070	0.220
B30-110	1.10	2.20	30	40	40	5.50	6.6	0.050	0.170
B30-135	1.35	2.70	30	40	40	6.75	7.3	0.040	0.130
B30-160	1.60	3.20	30	40	40	8.00	8.0	0.030	0.110
B30-185	1.85	3.70	30	40	40	9.25	8.7	0.030	0.090
B30-250	2.50	5.00	30	40	40	12.50	10.3	0.020	0.070
B30-300	3.00	6.00	30	40	40	15.00	10.8	0.020	0.080
B30-400	4.00	8.00	30	40	40	20.00	12.7	0.010	0.050
B30-500	5.00	10.00	30	40	40	25.00	14.5	0.010	0.050
B30-600	6.00	12.00	30	40	40	30.00	16.0	0.005	0.040
B30-700	7.00	14.00	30	40	40	35.00	17.5	0.005	0.030
B30-800	8.00	16.00	30	40	40	40.00	18.8	0.005	0.020
B30-900	9.00	18.00	30	40	40	40.00	20.0	0.005	0.020

B60V XF Series

Part Number	I _{hold} (A)	I _{trip} (A)	V _{max} (V _{dc})	I _{max} (A)	P _{d typ} (W)	Maximum Time To Trip		Resistance	
						Current (A)	Time (Sec.)	R _{min} (Ω)	R _{1max} (Ω)
B60-010	0.10	0.20	60	40	0.38	0.50	4.0	2.50	7.50
B60-017	0.17	0.34	60	40	0.48	0.85	3.0	3.30	8.00
B60-020	0.20	0.40	60	40	0.41	1.00	2.2	1.83	4.40
B60-025	0.25	0.50	60	40	0.45	1.25	2.5	1.25	3.00
B60-030	0.30	0.60	60	40	0.49	1.50	3.0	0.88	2.10
B60-040	0.40	0.80	60	40	0.56	2.00	3.8	0.55	1.29
B60-050	0.0	1.00	60	40	0.77	2.50	4.0	0.50	1.17
B60-065	0.65	1.30	60	40	0.88	3.25	5.3	0.31	0.72
B60-075	0.75	1.50	60	40	0.92	3.75	6.3	0.25	0.60
B60-090	0.90	1.80	60	40	0.99	4.50	7.2	0.20	0.47
B60-110	1.10	2.20	60	40	1.50	5.50	8.2	0.15	0.38
B60-135	1.35	2.70	60	40	1.70	6.75	9.6	0.12	0.30
B60-160	1.60	3.20	60	40	1.90	8.00	11.4	0.09	0.22
B60-185	1.85	3.70	60	40	2.10	9.25	12.6	0.08	0.19
B60-250	2.50	5.00	60	40	2.50	12.50	15.6	0.05	0.13
B60-300	3.00	6.00	60	40	2.80	15.00	19.8	0.04	0.10
B60-375	3.75	7.50	60	40	3.20	18.75	24.0	0.03	0.08


B72V XF Series



Part Number	I _{hold} (A)	I _{trip} (A)	V _{max} (V _{dc})	I _{max} (A)	P _{d typ} (W)	Maximum Time To Trip		Resistance	
						Current (A)	Time (Sec.)	R _{min} (Ω)	R _{1max} (Ω)
B72-020	0.20	0.40	72	40	0.41	1.00	2.2	1.83	4.40
B72-025	0.25	0.50	72	40	0.45	1.25	2.5	1.25	3.00
B72-030	0.30	0.60	72	40	0.49	1.50	3.0	0.88	2.10
B72-040	0.40	0.80	72	40	0.56	2.00	3.8	0.55	1.29
B72-050	0.50	1.00	72	40	0.77	2.50	4.0	0.50	1.17
B72-065	0.65	1.30	72	40	0.88	3.25	5.3	0.31	0.72
B72-075	0.75	1.50	72	40	0.92	3.75	6.3	0.25	0.60
B72-090	0.90	1.80	72	40	0.99	4.50	7.2	0.20	0.47
B72-110	1.10	2.20	72	40	1.50	5.50	8.2	0.15	0.38
B72-135	1.35	2.70	72	40	1.70	6.75	9.6	0.12	0.30
B72-160	1.60	3.20	72	40	1.90	8.00	11.4	0.09	0.22
B72-185	1.85	3.70	72	40	2.10	9.25	12.6	0.08	0.19
B72-250	2.50	5.00	72	40	2.50	12.50	15.6	0.05	0.13
B72-300	3.00	6.00	72	40	2.80	15.00	19.8	0.04	0.10
B72-375	3.75	7.50	72	40	3.20	18.75	24.0	0.03	0.08

PPTC TELECOM

Radial Leaded Telecom Polymeric PTC Device



B250P Series

Part Number	I _{hold} (A)	I _{trip} (A)	V _{max}		I _{max} (A)	P _{d typ} (W)	Maximum Time To Trip		Resistance		
			Interrupt (V _{ac})	Operating (V _{dc})			Current (A)	Time (Sec.)	R _{min} (Ω)	R _{max} (Ω)	R _{1max} (Ω)
B280-080	0.08	0.16	250	60	3	1.0	0.35	4.0	14.0	22.0	33.0
B250-120	0.12	0.24	250	60	3	1.0	1.00	2.5	4.0	8.0	16.0
B250-145	0.145	0.29	250	60	3	1.0	1.00	2.5	3.0	6.0	14.0
B250-180	0.18	0.65	250	60	10	1.8	1.00	20.0	0.8	2.2	4.0



B250P Series

Part Number	I _{hold} (A)	I _{trip} (A)	V _{max}		I _{max} (A)	P _{d typ} (W)	Maximum Time To Trip		Resistance		
			Interrupt (V _{ac})	Operating (V _{dc})			Current (A)	Time (Sec.)	R _{min} (Ω)	R _{max} (Ω)	R _{1max} (Ω)
B600-150	0.15	0.30	600	60	3	1.0	1.00	7.0	6.0	10.0	17.0
B600-160	0.16	0.32	600	60	3	1.0	1.00	10.0	4.0	10.0	18.0



B250P Series

Part Number	I _{hold} (A)	I _{trip} (A)	V _{max}		I _{max} (A)	P _{d typ} (W)	Maximum Time To Trip		Resistance		
			Interrupt (V _{ac})	Operating (V _{dc})			Current (A)	Time (Sec.)	R _{min} (Ω)	R _{max} (Ω)	R _{1max} (Ω)
PTC250-130F	0.13	0.26	250	60	3	1.2	0.9	4.0	6.5	13	20
PTC250-130F-FA	0.13	0.26	250	60	3	1.2	1.4	4.0	6.5	10	15
PTC250-130F-RB	0.13	0.26	250	60	3	1.2	0.7	4.0	9.0	13	20
PTC250-130F-FC	0.13	0.26	250	60	3	1.2	1.1	4.0	7.0	11	17
PTC250-130FV	0.13	0.26	250	60	3	1.2	2.0	4.0	4.0	13	20

FUSE


Surface Mount Fuse Device

BFS 0603 Series



Part Number	Marking	Current Rating(A)	Voitage Rating(V)	Interrupting Rating	Max Cold DCR' (Ω)	Typical I ² T' (Ω)(A ² S)
BFS0603-1150F	K	1.50	32V DC	50A/32V DC	0.108	0.0365
BFS0603-1200F	N	2.00			0.058	0.0595
BFS0603-1250F	O	2.50			0.043	0.1222
BFS0603-1300F	P	3.00			0.044	0.1350
BFS0603-1350F	R	3.50		0.032	0.1891	
BFS0603-1400F	S	4.00		35A/32V DC	0.019	0.3559
BFS0603-1500F	T	5.00			0.0135	0.7030
BFS0603-1600F	6	6.00			0.0115	0.8861

BFS 0603 Series



Part Number	Marking	Current Rating(A)	Voitage Rating(V)	Interrupting Rating	Max Cold DCR' (Ω)	Typical I ² T' (Ω)(A ² S)
BFS0603-1500T	K	1.50	32V DC	50A/32V DC	0.104	0.1125
BFS0603-1200T	N	2.00			0.054	0.1752
BFS0603-1250T	O	2.50			0.036	0.4001
BFS0603-1300T	P	3.00			0.027	0.7329
BFS0603-1350T	R	3.50		0.022	0.9758	
BFS0603-1400T	S	4.00		35A/32V DC	0.016	2.1722
BFS0603-1500T	T	5.00			0.0105	3.3128
BFS0603-1600T	6	6.00			0.0075	8.4692

BFS 1206 Series



Part Number	Marking	Current Rating(A)	Voitage Rating(V)	Interrupting Rating	Max Cold DCR' (Ω)	Typical I ² T' (Ω)(A ² S)
BFS1206-1150F	K	1.50	32V DC	50A/32V DC	0.1300	0.0491
BFS1206-1200F	N	2.00			0.0740	0.1251
BFS1206-1250F	O	2.50			0.0510	0.1255
BFS1206-1300F	P	3.00			0.0330	0.1350
BFS1206-1350F	R	3.50			0.0325	0.1948
BFS1206-1400F	S	4.00		35A/32V DC	0.0210	0.3025
BFS1206-1500F	T	5.00			0.0165	0.5207
BFS1206-1600F	6	6.00			0.0145	0.8134
BFS1206-1700F	U	7.00			0.0085	4.0418

BFS 1206P800~1500



Part Number	Marking	Current Rating(A)	Voitage Rating(V)	Interrupting Rating	Max Cold DCR' (Ω)	Typical I ² T' (Ω)(A ² S)
BFS1206-1800F	8	8.0	32V DC	150A/32V DC	0.009	9.6
BFS1206-2100F	10	10.0			0.007	15.0
BFS1206-2120F	12	12.0			0.005	20.0
BFS1206-2150F	15	15.0			0.004	33.7

BFS 1206P2000~3000



Part Number	Marking	Current Rating(A)	Voitage Rating(V)	Interrupting Rating	Max Cold DCR' (Ω)	Typical I ² T' (Ω)(A ² S)
BFS1206-2200F	20	20.0	32V DC	300A/32V DC	0.0018	48
BFS1206-2250F	25	25.0			0.0013	70
BFS1206-2300F	30	30.0			0.0011	90

BFS1206 Series



Part Number	Marking	Current Rating(A)	Voltage Rating(V)	Interrupting Rating	Max Cold DCR' (Ω)	Typical I T' (Ω)(A'S)
BFS1206-1100T	H	1.00	63V	50A 63V AC/DC	0.380	0.245
BFS1206-1150T	K	1.50			0.200	0.294
BFS1206-1200T	N	2.00			0.105	0.788
BFS1206-2500T	O	2.50			0.078	1.149
BFS1206-1300T	P	3.00			0.045	2.300
BFS1206-1350T	R	3.50			0.037	2.563
BFS1206-1400T	S	4.00			0.028	3.667
BFS1206-1500T	T	5.00			0.020	4.260
BFS1206-1600T	6	6.00			0.016	9.848
BFS1206-1700T	U	7.00			0.009	11.176

BFS2410 Series



Part Number	Marking	Current Rating(A)	Voltage Rating(V)	Interrupting Rating	Max Cold DCR' (Ω)	Typical I T' (Ω)(A'S)
BFS2410-1100F	100	1.00	125V	UL 50A 125V AC 160V DC	80	0.56
BFS2410-1125F	125	1.25			60	0.840
BFS2410-1160F	160	1.60			38	1.230
BFS2410-1200F	200	2.00			30	1.340
BFS2410-1250F	250	2.50			27	1.430
BFS2410-1300F	300	3.00			22	1.880
BFS2410-1315F	315	3.05			21	2.05
BFS2410-1400F	400	4.00			16	3.440
BFS2410-1500F	500	5.00			14	4.840
BFS2410-1630F	630	6.30			10	10.550
BFS2410-1700F	700	7.00			9.4	10.580
BFS2410-1800F	800	8.00			7.4	17.620
BFS2410-2100F	10	10.00			5.9	30.300
BFS2410-2120F	12	12.00			65V	UL 50A 65V AC/DC
BFS2410-2150F	15	15.00	3.7	69.750		
BFS2410-2200F	20	20.00	3.0	132.040		

BFS 1025 Series



Part Number	Current Rating(A)	Voitage Rating(V)	Interrupting Rating	Typical Cold DCR ¹ (Ω)	Nominal Melting I ² T ² (A ² S)
BFS1025-2000T	20	100V DC	300A/100V DC	3.08	264
BFS1025-2500T	25		500A/72V DC	2.15	413
BFS1025-3000T	30		1000A/32V DC	2.08	594
BFS1025-4000T	40	72V DC	180A/72V DC	1.23	1024
BFS1025-5000T	50		600A/60V DC	1.00	1650
BFS1025-1600T	60			0.88	2376

Our Lnnovation.your Protection.
Our Passion.your Satisfaction.



South China: Branch Factory BDT-FUSE Electric Protection

**Tiger Ridge Industrial Park, Xiaojinkou Town,
Huicheng District, Huizhou City**

华南：深圳代理服务中心

South China: Shenzhen Agency Service Center

广东省深圳市福田区世纪汇都会轩1018室

**Room 1018, Century Hui Metropolitan Xuan, Futian
District, Shenzhen City, Guangdong Province**



<http://www.bdtfuse.cn>

