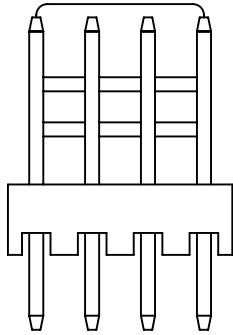
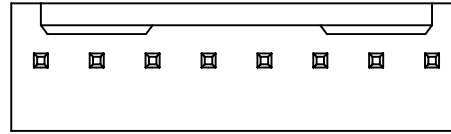
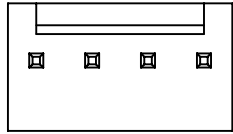


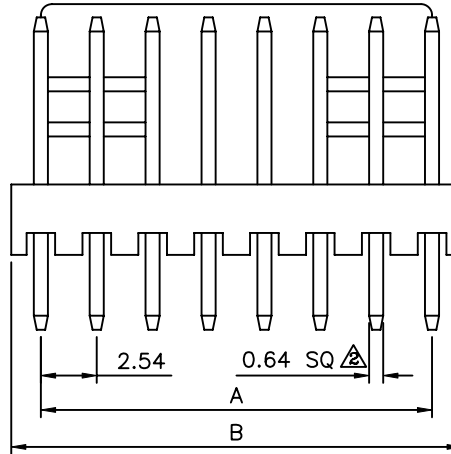


Recommended P.C.B. Layout

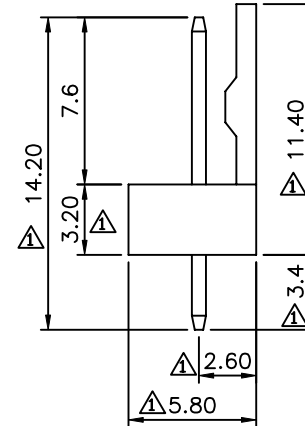
SPECIFICATION
 Current Rating: 3A AC/DC
 Voltage Rating: 250V AC Max.
 Withstanding Voltage: 1000V AC/Minute
 Contact Resistance: 20 Milliohms Max.
 Insulation Resistance: 1000 Megaohms Min.
 Operation Temperature: -25°C ~ +85°C
 Terminal: Brass, Tin Plated
 Insulator: PA66 (UL94V-2), Natural
 RoHS Compliant



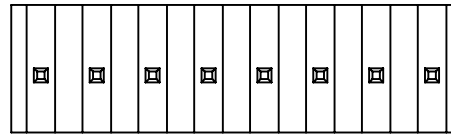
(2 Through 5 Circuits)



(6 Through 20 Circuits)



| Poles | A | B |
|-------|-------|-------|
| 2 | 2.54 | 5.12 |
| 3 | 5.08 | 7.66 |
| 4 | 7.62 | 10.20 |
| 5 | 10.16 | 12.74 |
| 6 | 12.70 | 15.30 |
| 7 | 15.24 | 17.94 |
| 8 | 17.78 | 20.48 |
| 9 | 20.32 | 23.02 |
| 10 | 22.86 | 25.58 |
| 11 | 25.40 | 28.12 |
| 12 | 27.94 | 30.68 |
| 13 | 30.48 | 33.10 |
| 14 | 33.02 | 35.80 |
| 15 | 35.56 | 38.34 |
| 16 | 38.10 | 40.94 |
| 17 | 40.64 | 43.30 |
| 18 | 43.18 | 45.90 |
| 19 | 45.72 | 48.56 |
| 20 | 48.26 | 50.80 |



| | | | | | | | | | | | | | |
|--------------------------|---------------|--------------------|---|-----|------|-----------|-----|------|------------|----|----|----|----|
| DRAWING No. 01951 | | APPROVED BY MEI | UNLESS OTHERWISE SPECIFIED TOLERANCES ARE $\Delta .X \pm 0.35$ $.XX \pm 0.25$ | NO. | REV. | REVISIONS | CHK | DATE | | | | | |
| | | CHECKED BY HZF | | | | | | | A2 | A2 | A2 | A2 | A2 |
| DRAWING BY QQJ | SCALE NONE | REV. A2 | | | | | | | UNIT mm | | | | |

| | | | |
|-------------|---------------|-------|------------|
| Δ A2 | Modify Data | HZF | 08/21/2010 |
| Δ A1 | Add Tolerance | BECKY | 2005/05/12 |
| Δ A0 | NEW RELEASE | BECKY | |