

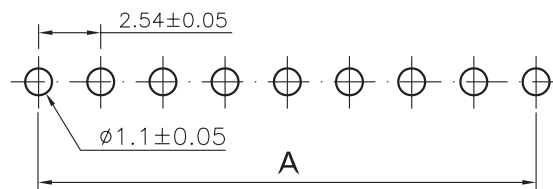
1

2

3

4

5



PCB LAYOUT - COMPONENT VIEW

TECHNICAL CHARACTERISTICS

MATERIAL
 INSULATOR: PA6T
 FLAMMABILITY RATING: UL94-V0
 COLOR: BLACK
 CONTACT MATERIAL: COPPER ALLOY
 CONTACT TYPE: STAMPED
 CONTACT PLATING: GOLD
 QUALITY CLASS: 3 AS PER CECC 75 301-802
 PITCH: 2.54MM

ENVIRONMENTAL
 OPERATING TEMPERATURE: -40 UP TO 105°C
 COMPLIANCE: LEAD FREE AND ROHS

ELECTRICAL
 CURRENT RATING: 3A
 WORKING VOLTAGE: 250V AC
 INSULATOR RESISTANCE: >1000 MOHM
 DIELECTRIC WITHSTANDING VOLTAGE: 500V AC/MN
 CONTACT RESISTANCE: 20 MOHM MAX

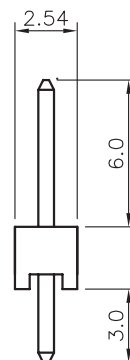
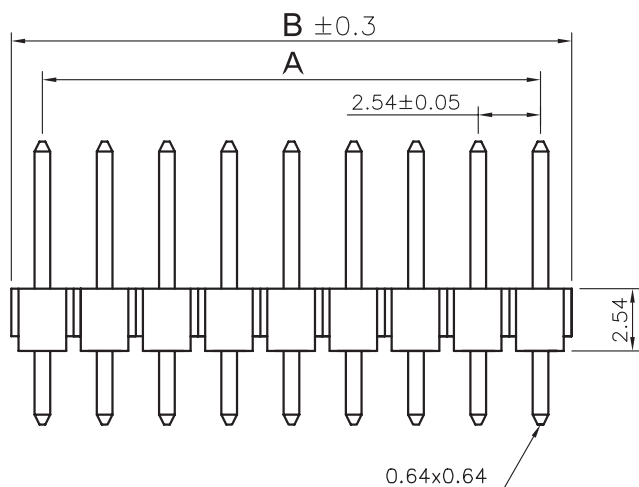
STANDARD

 CERTIFIED: E323964

SOLDERING
 JEDEC LEAD FREE WAVE SOLDERING PROCESS

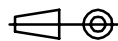
PACKAGING
 BAG

DIMENSION
 A = 2.54 x (NB PINS - 1)
 B = 2.54 x NB PINS



RoHS Compliant

PROJECTION:



GENERAL TOLERANCE

.X = ± 0.2 .XX = ± 0.15 

APPROVAL: GMo

UNIT: MM

DESCRIPTION: 2.54MM PIN HEADER

SIZE

I

16-JUN-15

PCN PA6T

AK

SCALE:

WERI PART NO: 613 0xx 111 21

A4

H

22-MAR-12

TKP

GG

SHEET: 1/3

REV

DATE

FILE

BY

DRAW: PEARL

1

2

3

4

5

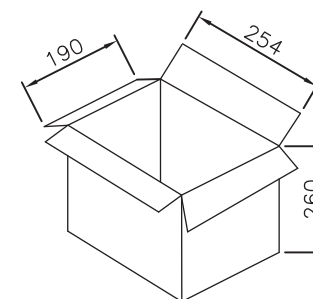
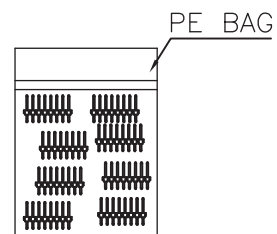
A

B

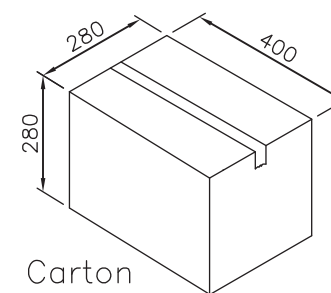
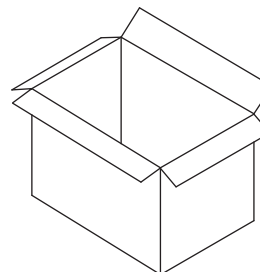
C

D

Pin	Pcs/Bag	Pcs/Inner Carton	Pcs/Carton	Pin	Pcs/Bag	Pcs/Inner Carton	Pcs/Carton
01P	1000	19000	38000	22P	500	7000	14000
02P	1000	19000	38000	23P	500	7000	14000
03P	1000	19000	38000	24P	250	7000	14000
04P	1000	7000	14000	25P	250	7000	14000
05P	1000	7000	14000	26P	250	7000	14000
06P	1000	7000	14000	27P	250	7000	14000
07P	1000	7000	14000	28P	250	7000	14000
08P	1000	7000	14000	29P	200	7000	14000
09P	1000	4500	9000	30P	200	7000	14000
10P	1000	4500	9000	31P	200	7000	14000
11P	1000	4500	9000	32P	200	7000	14000
12P	1000	4500	9000	33P	200	7000	14000
13P	1000	4500	9000	34P	200	7000	14000
14P	500	4500	9000	35P	200	7000	14000
15P	500	4500	9000	36P	200	7000	14000
16P	500	7000	14000	37P	200	7000	14000
17P	500	7000	14000	38P	200	7000	14000
18P	500	7000	14000	39P	200	7000	14000
19P	500	7000	14000	40P	200	7000	14000
20P	500	7000	14000				
21P	500	7000	14000				



Inner Carton



Carton

RoHS Compliant

PROJECTION:



GENERAL TOLERANCE

.X = ± 0.2 .XX = ± 0.15 

APPROVAL: GMo

UNIT: MM

DESCRIPTION: 2.54MM PIN HEADER

SIZE

SCALE:

WERI PART NO: 613 0xx 111 21

A4

SHEET: 2/3

DRAW: PEARL

G

F

E

D

C

B

A

REV

DATE

PDF

FILE

BY

1

2

3

4

5

Cautions and Warnings:

This electronic component is designed and developed with the intention for use in general electronics equipments.

Before incorporating the components into any equipments in the field such as aerospace, aviation, nuclear control, submarine, transportation, (automotive control, train control, ship control), transportation signal, disaster prevention, medical, public information network etc. where higher safety and reliability are especially required or if there is possibility of direct damage or injury to human body, Würth Elektronik must be asked for a written approval.

In addition, even electronic component in general electronic equipments, when used in electrical circuits that require high safety, reliability functions or performance, the sufficient reliability evaluation-check for the safety must be performed before by the user before usage.

A

B

C

RoHS Compliant

G				PROJECTION: 	GENERAL TOLERANCE .X = +/- 0.2 .XX = +/- 0.15		
F							
E							
D							
C				APPROVAL: JC	UNIT: MM	DESCRIPTION: DISCLAIMER	SIZE A4
B					SCALE:		
A	10-SEP-14	PDF	QL		SHEET: 3/3	WERI PART NO: DISCLAIMER	
REV	DATE	FILE	BY		DRAW: QL		

D

Mouser Electronics

Authorized Distributor

Click to View Pricing, Inventory, Delivery & Lifecycle Information:

Würth Electronics:

[61300211121](#) [61300611121](#) [61301011121](#) [61303211121](#) [61300711121](#) [61301411121](#) [61302411121](#)
[61300411121](#) [61303611121](#) [61301611121](#) [61304011121](#) [61302011121](#) [61300111121](#) [61300511121](#) [61302511121](#)
[61301511121](#) [61300311121](#) [61301311121](#) [61300811121](#) [61301811121](#) [61300911121](#) [61302211121](#)
[61301211121](#)