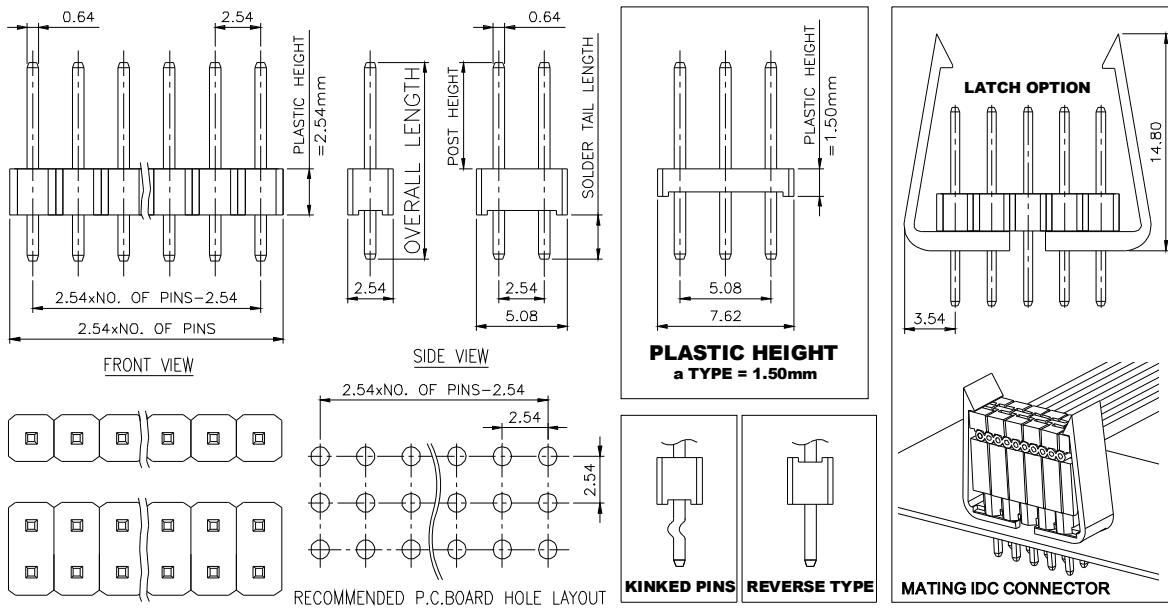
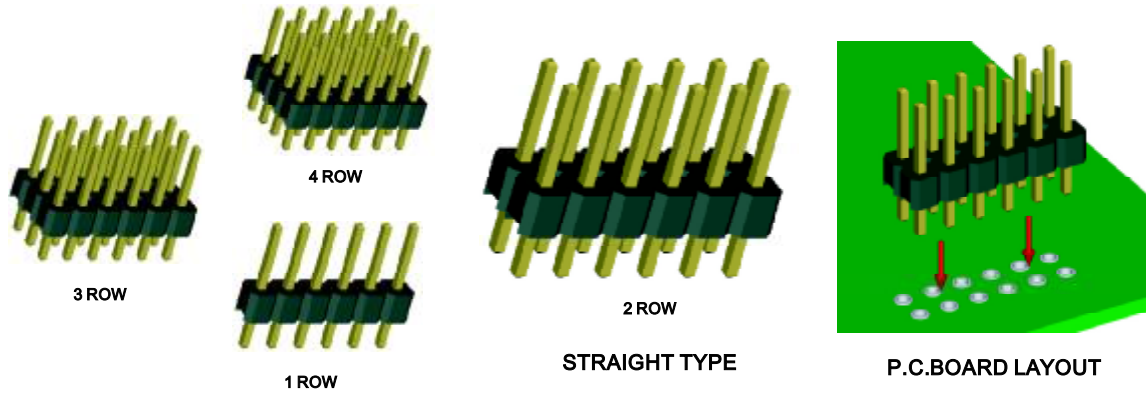


MMI

PIN HEADER
PITCH: 2.54x2.54mm

2.54x2.54 mm PIN HEADER STRAIGHT TYPE - P



PH **a** **XXXX** **X** **X** - **P** **##** **OX** **GX** - **XXXX** - **X** - **X**

PIN HEADER
PITCH 2.54x2.54 mm

SERIES NO.
OVERALL LENGTH = XX.XXmm

PLASTIC TYPE
BLANK: STANDARD PLASTIC TYPE
r: REVERSE PLASTIC TYPE

PCB TYPE
P: STRAIGHT TYPE

NO. OF ROW
01,02,03,04

NO. OF PINS PER ROW

PLASTIC HEIGHT
BLANK: STANDARD HEIGHT, 2.54mm
a: PLASTIC HEIGHT, 1.50mm
b: PLASTIC HEIGHT, 3.30mm
c: PLASTIC HEIGHT, 2.00mm

LATCH OPTION
L: WITH LATCH
BLANK: WITHOUT LATCH

KINKED PINS
K: WITH KINKED PINS
BLANK: STANDARD PINS

POST HEIGHT, =XX.XXmm

CONTACT PLATING OPTION
Gf: GOLD FLASH
Gft: GOLD FLASH ON CONTACT, TIN PLATED ON SOLDER TAIL
G15t: 15u" GOLD ON CONTACT, TIN PLATED ON SOLDER TAIL
G30t: 30u" GOLD ON CONTACT, TIN PLATED ON SOLDER TAIL
G50t: 50u" GOLD ON CONTACT, TIN PLATED ON SOLDER TAIL

SERIES NO.	OVERALL LENGTH	POST HEIGHT	SERIES NO.	OVERALL LENGTH	POST HEIGHT	SERIES NO.	OVERALL LENGTH	POST HEIGHT
005	8.51	2.67	017	21.07	15.74	029	33.78	8.13
006	7.62	2.67	018	23.62	18.29	030	28.70	8.13
007	10.92	5.84	019	26.16	20.83	1154	11.54	6.00
008	13.46	6.35	020	31.24	25.91	1346	13.46	8.13
009	18.54	13.72	021	36.32	30.99	0800	8.00	3.00
010	21.08	6.35	022	16.00	5.84	1094	10.94	5.50
011	23.58	5.80	023	11.30	5.84	1154	11.54	3.00
012	26.12	5.80	024	12.14	6.60	1244	12.44	6.70
013	31.20	5.80	025	16.00	10.26	1364	13.64	5.84
014	13.50	7.50	026	11.58	5.84	1651	16.51	5.84
015	18.54	13.21	027	33.78	5.84	1834	18.34	12.80
016	18.54	8.13	028	28.70	5.84	2500	25.00	6.96

SPECIFICATIONS

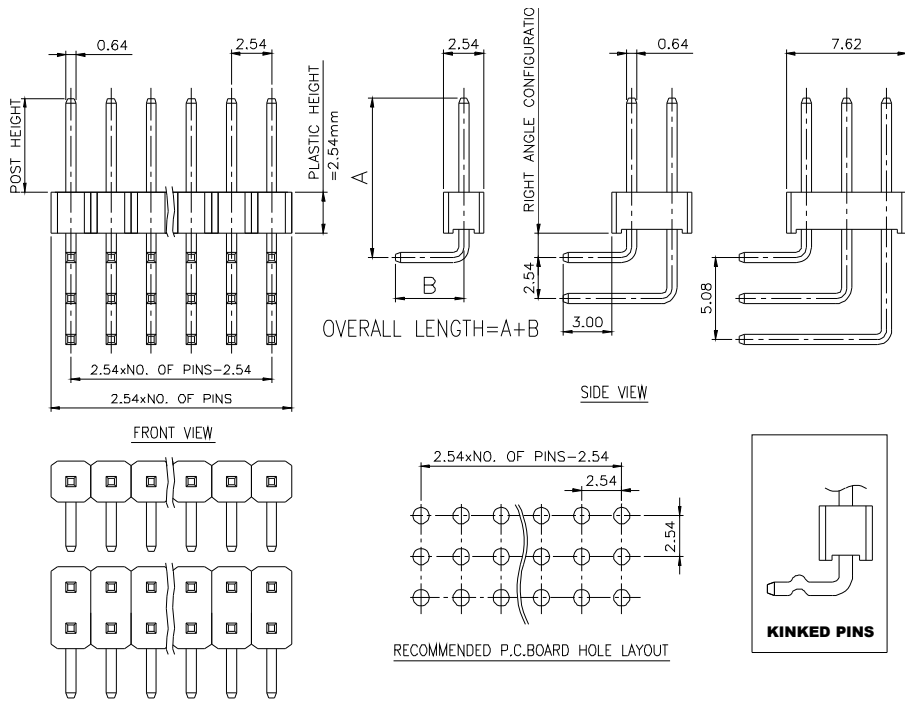
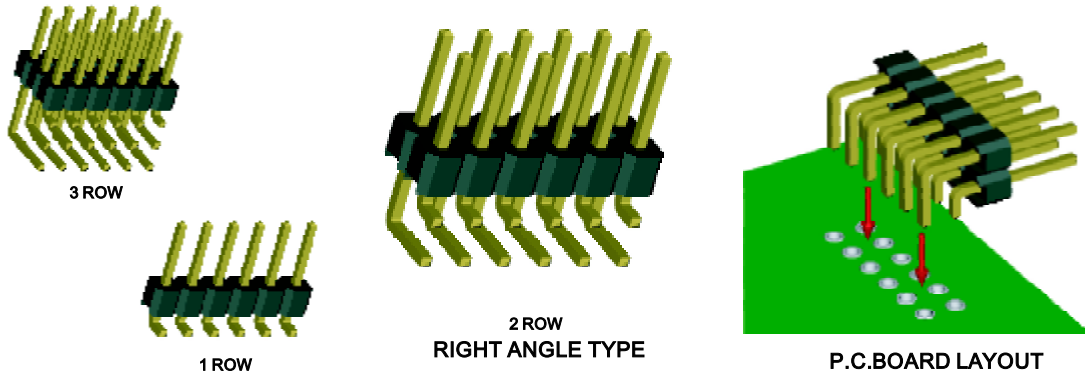
CURRENT RATING : 3 AMPS.
INSULATOR RESISTANCE : 5000 OHM MIN.
DIELECTRIC WITHSTANDING : AC 500 V.
OPERATING TEMPERATURE : - 40°C ~ + 105°C
CONTACT MATERIAL : BRASS

MATERIALS

INSULATOR MATERIAL : STANDARD : P.B.T
FINISH : GOLD FLASH

NOTE : SOME SIZES, STYLES AND OPTION ARE NON-STANDARD, NON-CANCELLABLE, NON-RETURNABLE

2.54x2.54 mm PIN HEADER RIGHT ANGLE TYPE - Pa



PH PIN HEADER **a** PITCH 2.54x2.54 mm **XXXX** SERIES NO. OVERALL LENGTH = A+B= XX.XXmm
Pa PCB TYPE Pa: RIGHT ANGLE TYPE **##** NO. OF PINS PER ROW **0X** NO. OF ROW 01,02,03
GX RIGHT ANGLE CONFIGURATION **X** POST HEIGHT, =XX.XXmm **XXXX** KINKED PINS K: WITH KINKED PINS BLANK: STANDARD PINS **X**

SERIES NO.	OVERALL LENGTH	POST HEIGHT	SERIES NO.	OVERALL LENGTH	POST HEIGHT	SERIES NO.	OVERALL LENGTH	POST HEIGHT
008	13.44	5.84	028	28.70	5.84	1381	13.81	6.00
009	18.54	5.84	029	33.76	8.13	1411	14.11	5.80
010	21.08	5.84	030	28.68	8.13	1450	14.51	6.20
011	23.62	5.84	1161	11.61	3.30	1520	15.61	7.00
012	26.16	5.84	1341	13.41	5.80	1641	16.41	8.10
013	31.24	5.84	1431	14.31	6.00	1689	16.89	9.04
016	18.54	8.13	1641	16.41	6.20	1690	16.87	6.00
021	33.76	5.84	1331	13.31	5.00	2106	21.06	11.68
022	16.00	5.84	1218	12.18	4.57	2120	21.11	13.50
025	15.98	8.13	1281	12.81	5.00	2360	23.60	15.24
027	33.78	5.84	1365	13.65	5.84	2614	26.14	18.04

CONTACT PLATING OPTION
 Gf: GOLD FLASH
 Gft: GOLD FLASH ON CONTACT, TIN PLATED ON SOLDER TAIL
 G15t: 15u" GOLD ON CONTACT, TIN PLATED ON SOLDER TAIL
 G30t: 30u" GOLD ON CONTACT, TIN PLATED ON SOLDER TAIL
 G50t: 50u" GOLD ON CONTACT, TIN PLATED ON SOLDER TAIL

SPECIFICATIONS

CURRENT RATING : 3 AMPS.
 INSULATOR RESISTANCE : 5000 OHM MIN.
 DIELECTRIC WITHSTANDING : AC 500 V.
 OPERATING TEMPERATURE : - 40°C~ + 105°C
 CONTACT MATERIAL : BRASS

MATERIALS

INSULATOR MATERIAL : STANDARD : P.B.T
 FINISH : GOLD FLASH

NOTE : SOME SIZES, STYLES AND OPTION ARE NON-STANDARD, NON-CANCELLABLE, NON-RETURNABLE

2.54x2.54 mm PIN HEADER SURFACE MOUNT TYPE - Pt

TYPE B




1 ROW

TYPE A

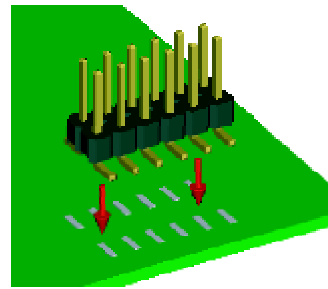


1 ROW

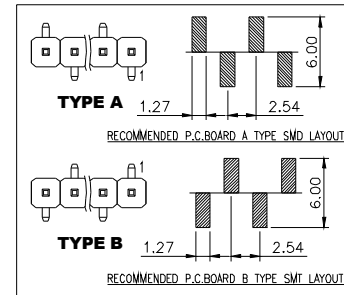
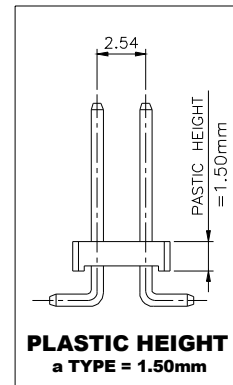
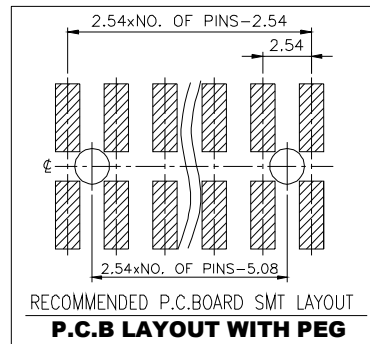
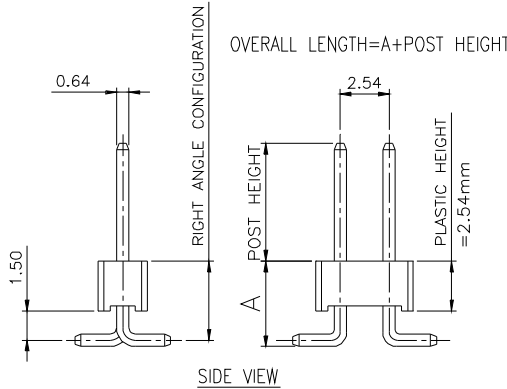
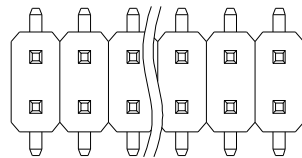
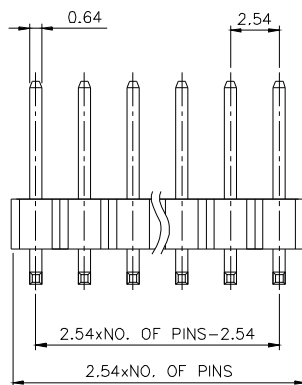


2 ROW

SURFACE MOUNT TYPE



P.C.BOARD LAYOUT



PH a XXXX X - Pt X ## 0X GX - XXXX - X XX

PIN HEADER

SERIES NO.
OVERALL LENGTH = A+POST = XX.XXmm

PCB TYPE
Pt: SURFACE MOUNT TYPE

NO. OF ROW
01, 02

PEG OPTION
P: WITH PEG
BLANK: WITHOUT PEG

PITCH 2.54X2.54mm

PLASTIC HEIGHT
BLANK: STANDARD HEIGHT, 2.54mm
a: PLASTIC HEIGHT, 1.50mm
c: PLASTIC HEIGHT, 2.00mm
d: PLASTIC HEIGHT, 1.00mm

NO. OF PINS PER ROW

POST HEIGHT
= XX.XX mm

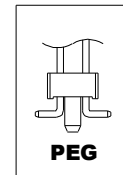
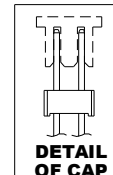
CAP OPTION
CP: WITH CAP
BLANK: WITHOUT CAP

SERIES NO.	OVERALL LENGTH	POST HEIGHT	SERIES NO.	OVERALL LENGTH	POST HEIGHT
001	10.40	6.00	1147	9.70	5.84
002	12.53	8.13	1171	9.65	5.84
003	15.07	10.67	1177	9.86	6.00
004	7.45	3.05	1186	10.36	6.00
0902	9.02	5.84	1216	12.16	7.80
0990	9.90	6.00	1236	10.20	5.84
1030	10.30	5.84	1454	14.86	6.00
1130	8.89	5.08			

SMD TYPE (ONLY SINGLE ROW)
A: TYPE A
B: TYPE B

CONTACT PLATING OPTION

Gf: GOLD FLASH
Gf: GOLD FLASH ON CONTACT, TIN PLATED ON SOLDER TAIL
G15t: 15u" GOLD ON CONTACT, TIN PLATED ON SOLDER TAIL
G30t: 30u" GOLD ON CONTACT, TIN PLATED ON SOLDER TAIL
G50t: 50u" GOLD ON CONTACT, TIN PLATED ON SOLDER TAIL



SPECIFICATIONS

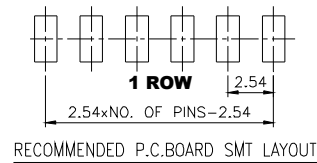
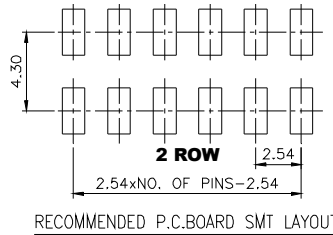
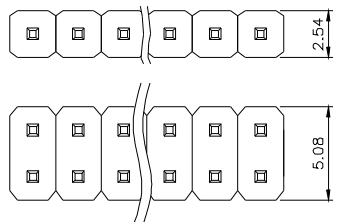
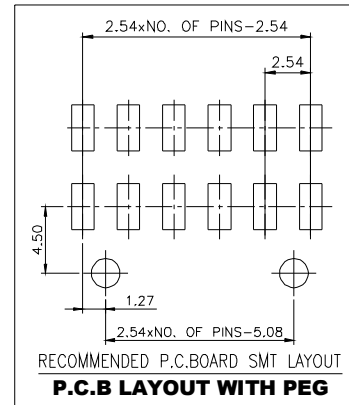
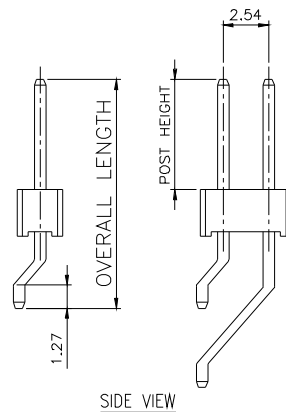
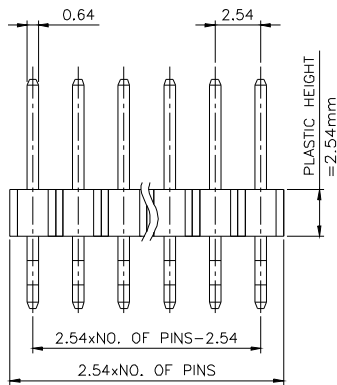

CURRENT RATING : 3 AMPS.
INSULATOR RESISTANCE : 5000 OHM MIN.
DIELECTRIC WITHSTANDING : AC 500 V.
OPERATING TEMPERATURE : - 40°C~ + 105°C
CONTACT MATERIAL : BRASS

MATERIALS

INSULATOR MATERIAL : STANDARD : NYLON-6T UL 94V-0
FINISH : GOLD FLASH OR TIN PLATED OR DUPLEX PLATING

NOTE : SOME SIZES, STYLES AND OPTION ARE NON-STANDARD, NON-CANCELLABLE, NON-RETURNABLE

2.54x2.54 mm PIN HEADER RIGHT ANGLE SURFACE MOUNT TYPE - Rt



PH	a	XXXX	X	Rt	##	0X	GX	XXXX	X	XX
PIN HEADER	SERIES NO. OVERALL LENGTH = XX.XXmm	PLASTIC HEIGHT BLANK: PLASTIC HEIGHT, 2.54mm a: PLASTIC HEIGHT, 1.50mm b: PLASTIC HEIGHT, 3.30mm c: PLASTIC HEIGHT, 2.00mm	PCB TYPE Rt: RIGHT ANGLE SURFACE MOUNT TYPE	NO. OF ROW 01,02	NO. OF PINS PER ROW	POST HEIGHT, =XX.XXmm	CONTACT PLATING OPTION Gf: GOLD FLASH Gft: GOLD FLASH ON CONTACT, TIN PLATED ON SOLDER TAIL G15t: 15u" GOLD ON CONTACT, TIN PLATED ON SOLDER TAIL G30t: 30u" GOLD ON CONTACT, TIN PLATED ON SOLDER TAIL G50t: 50u" GOLD ON CONTACT, TIN PLATED ON SOLDER TAIL	CAP OPTION CP: WITH CAP BLANK: WITHOUT CAP	PEG OPTION P: WITH PEG BLANK: WITHOUT PEG	DETAIL OF CAP

SERIES NO.	OVERALL LENGTH	POST HEIGHT	SERIES NO.	OVERALL LENGTH	POST HEIGHT
001	12.95	5.84	004	9.53	3.05
001	12.48	6.00	004	13.48	3.05
002	14.61	8.13	1628	16.28	5.84
002	18.57	8.13	1641	16.44	6.00
003	17.15	10.67			
003	21.11	10.67			

SPECIFICATIONS

CURRENT RATING : 3 AMPS.
INSULATOR RESISTANCE : 5000 OHM MIN.
DIELECTRIC WITHSTANDING : AC 500 V.
OPERATING TEMPERATURE : - 40°C~ + 105°C
CONTACT MATERIAL : BRASS

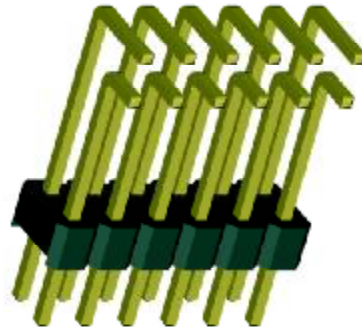
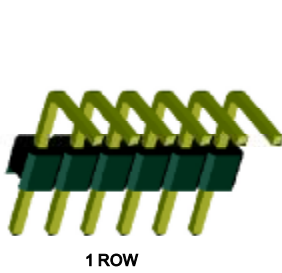
MATERIALS

INSULATOR MATERIAL : STANDARD : NYLON-6T UL 94V-0
FINISH : GOLD FLASH

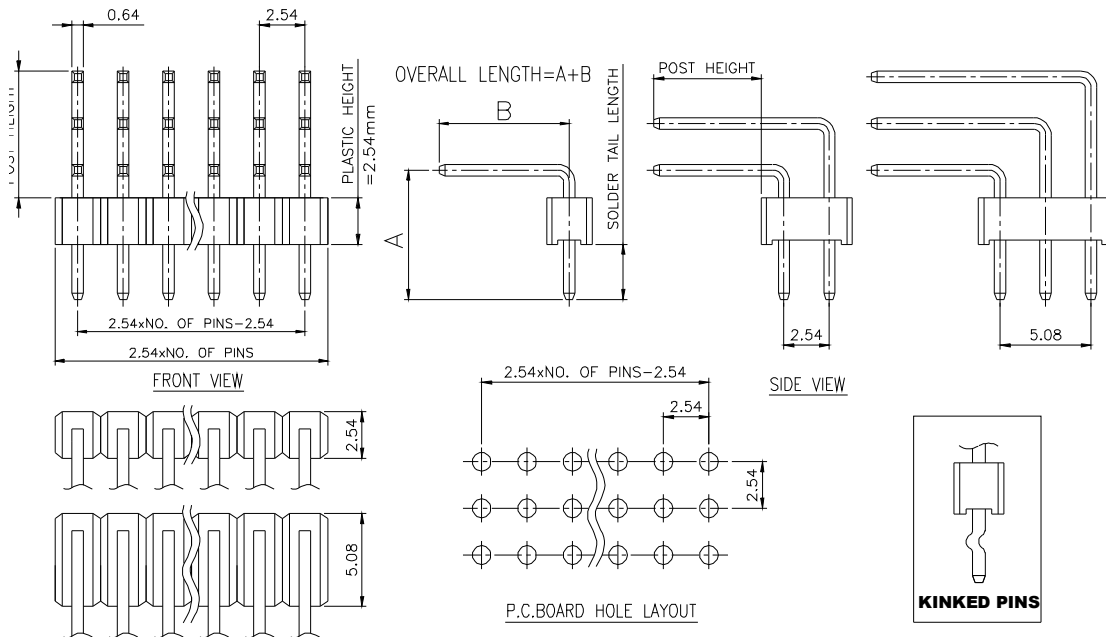
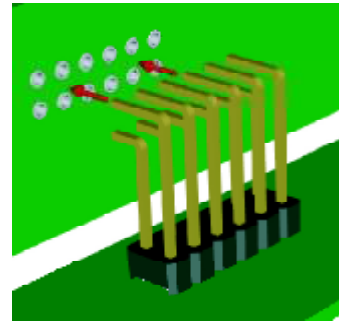
MAX. PROCESSING TEMP:
230° FOR 30-60 SECONDS

NOTE : SOME SIZES, STYLES AND OPTION ARE NON-STANDARD, NON-CANCELLABLE, NON-RETURNABLE

2.54x2.54 mm PIN HEADER REVERSE RIGHT ANGLE TYPE - Par



REVERSE RIGHT ANGLE TYPE



PH **a** **XXXX** - **Par** **##** **0X** **GX** - **XXXX** **X**

PIN HEADER **SERIES NO.**
OVERALL LENGTH = A+B- XX.XXmm

PCB TYPE
Par: REVERSE RIGHT ANGLE TYPE

NO. OF ROW
01, 02, 03

POST HEIGHT, =XX.XXmm

PITCH 2.54*2.54 mm

NO. OF PINS PER ROW

CONTACT PLATING OPTION

KINKED PINS
K: WITH KINKED PINS
BLANK: STANDARD PINS

SERIES NO.	OVERALL LENGTH	POST HEIGHT
001	11.54	6.00
002	13.67	8.13
003	16.21	10.67
004	8.59	3.05
0854	8.54	3.00
1092	10.92	3.00

Gf: GOLD FLASH
Gf1: GOLD FLASH ON CONTACT, TIN PLATED ON SOLDER TAIL
G15t: 15u" GOLD ON CONTACT, TIN PLATED ON SOLDER TAIL
G30t: 30u" GOLD ON CONTACT, TIN PLATED ON SOLDER TAIL
G50t: 50u" GOLD ON CONTACT, TIN PLATED ON SOLDER TAIL

SPECIFICATIONS

CURRENT RATING : 3 AMPS.
 INSULATOR RESISTANCE : 5000 OHM MIN.
 DIELECTRIC WITHSTANDING : AC 500 V.
 OPERATING TEMPERATURE : - 40°C ~ + 105°C
 CONTACT MATERIAL : BRASS / PHOSPHOR BRONZE

MATERIALS


INSULATOR MATERIAL : STANDARD : P.B.T
 FINISH : GOLD FLASH OR TIN PLATED OR DUPLEX PLATING

NOTE : SOME SIZES, STYLES AND OPTION ARE NON-STANDARD, NON-CANCELLABLE, NON-RETURNABLE


2.54x2.54 mm PIN HEADER STRADDLE MOUNT TYPE - Ste



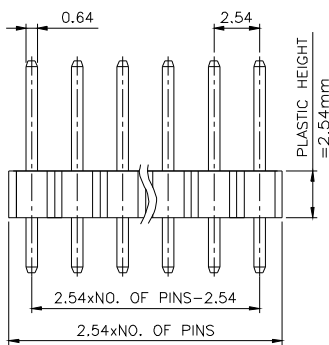
STRADDLE MOUNT TYPE



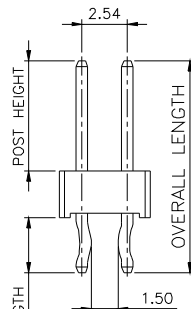
P.C.BOARD LAYOUT



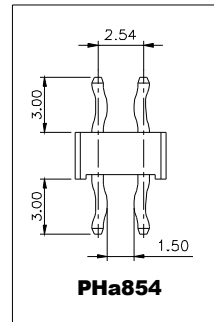
P.C.BOARD LAYOUT



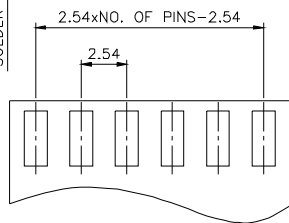
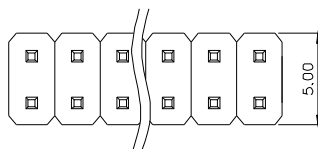

FRONT VIEW



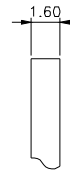
SIDE VIEW



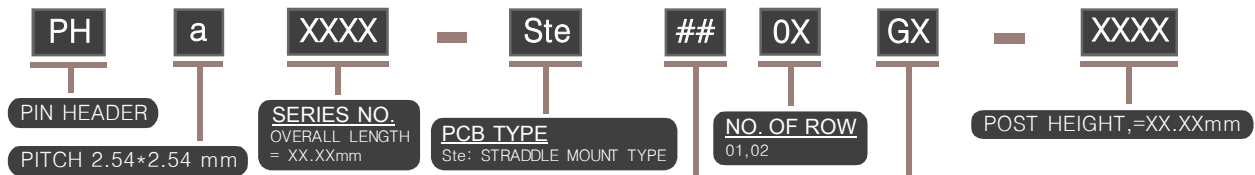
PHa854



RECOMMENDED P.C. BOARD LAYOUT



BOARD THICKNESS



SERIES NO.	OVERALL LENGTH	POST HEIGHT
001	11.54	6.00
002	13.67	8.13
003	16.21	10.67
004	8.59	3.05
0854	8.54	3.00
1092	10.92	3.00

CONTACT PLATING OPTION
 Gf: GOLD FLASH
 Gft: GOLD FLASH ON CONTACT, TIN PLATED ON SOLDER TAIL
 G15t: 15u" GOLD ON CONTACT, TIN PLATED ON SOLDER TAIL
 G30t: 30u" GOLD ON CONTACT, TIN PLATED ON SOLDER TAIL
 G50t: 50u" GOLD ON CONTACT, TIN PLATED ON SOLDER TAIL

SPECIFICATIONS


CURRENT RATING : 3 AMPS.
 INSULATOR RESISTANCE : 5000 OHM MIN.
 DIELECTRIC WITHSTANDING : AC 500 V.
 OPERATING TEMPERATURE : - 40°C~ + 105°C
 CONTACT MATERIAL : BRASS

MATERIALS


INSULATOR MATERIAL : STANDARD : P.B.T
 FINISH : GOLD FLASH

NOTE : SOME SIZES, STYLES AND OPTION ARE NON-STANDARD, NON-CANCELLABLE, NON-RETURNABLE


2.54x2.54 mm PIN HEADER RIGHT ANGLE 45° TYPE - R



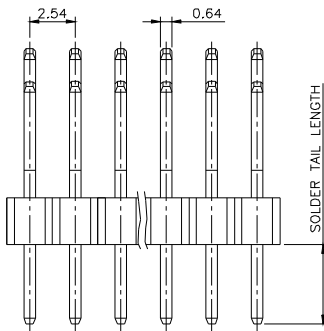
RIGHT ANGLE 45° TYPE



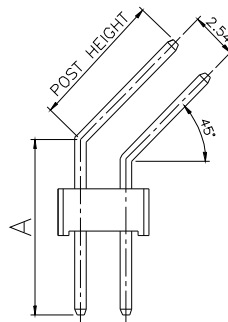
RIGHT ANGLE 30° TYPE



RIGHT ANGLE 60° TYPE

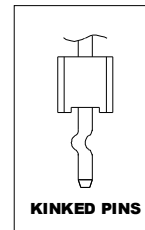


FRONT VIEW

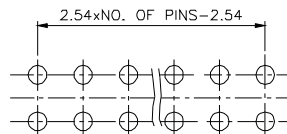
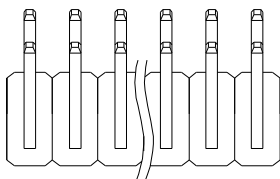


OVERALL LENGTH=A+POST HEIGHT

SIDE VIEW



KINKED PINS



P.C.BOARD HOLE LAYOUT

PH	a	XXXX	-	R	##	OX	GX	-	XXXX
PIN HEADER		SERIES NO.		PCB TYPE	NO. OF ROW		CONTACT PLATING OPTION		POST HEIGHT, =XX.XXmm
PITCH 2.54*2.54 mm		OVERALL LENGTH = A+post= XX.XXmm		R: RIGHT ANGLE 45° TYPE R30: RIGHT ANGLE 30° TYPE R60: RIGHT ANGLE 60° TYPE	01,02		Gf: GOLD FLASH Gft: GOLD FLASH ON CONTACT, TIN PLATED ON SOLDER TAIL G15t: 15u" GOLD ON CONTACT, TIN PLATED ON SOLDER TAIL G30t: 30u" GOLD ON CONTACT, TIN PLATED ON SOLDER TAIL G50t: 50u" GOLD ON CONTACT, TIN PLATED ON SOLDER TAIL		
					NO. OF PINS PER ROW				

SPECIFICATIONS


CURRENT RATING : 3 AMPS.
 INSULATOR RESISTANCE : 5000 OHM MIN.
 DIELECTRIC WITHSTANDING : AC 500 V.
 OPERATING TEMPERATURE : - 40°C~ + 105°C
 CONTACT MATERIAL : BRASS

MATERIALS


INSULATOR MATERIAL : STANDARD : POLYESTER UL94V-0
 FINISH : GOLD FLASH

NOTE : SOME SIZES, STYLES AND OPTION ARE NON-STANDARD, NON-CANCELLABLE, NON-RETURNABLE


2.54x2.54 mm STACK PIN HEADER STRAIGHT TYPE - P




1 ROW



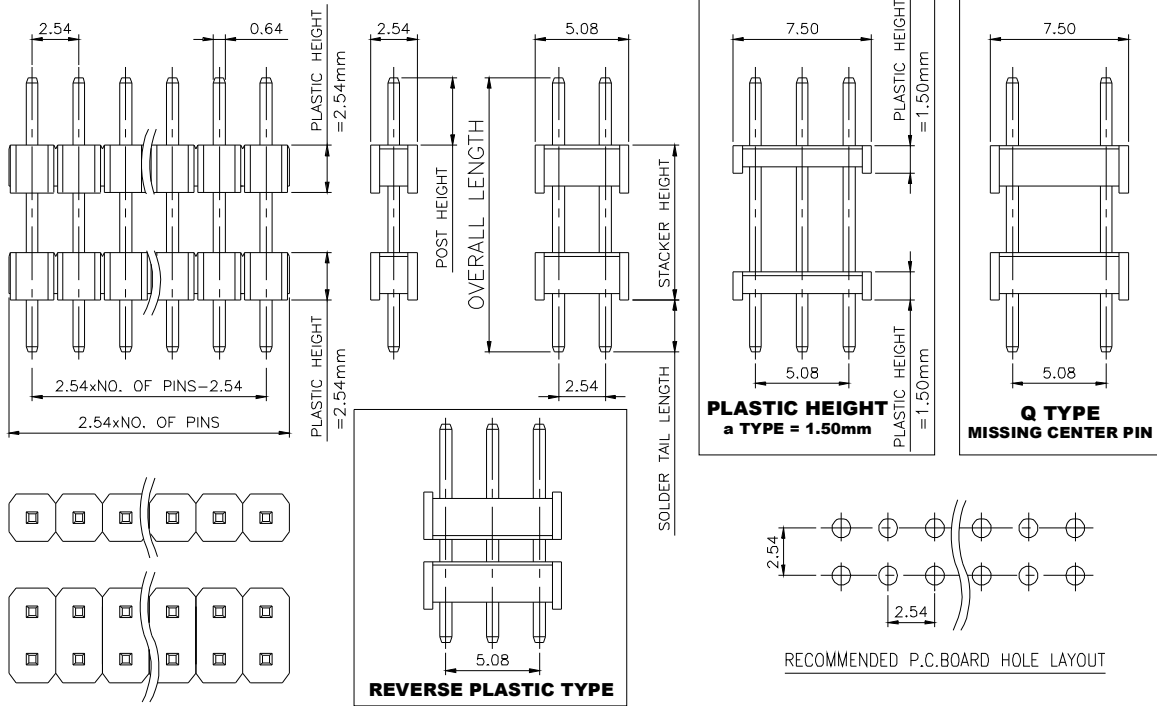
2 ROW



3 ROW
STRAIGHT TYPE



2 ROW
Q TYPE
MISSING CENTER ROW PIN



SPH **a** **XXXX** **X** **X** **-** **P** **##** **0X** **GX** **-** **XXXX** **-** **XXXX**

STACK PIN HEADER
PITCH 2.54*2.54 mm

SERIES NO.
OVERALL LENGTH = XX.XXmm

PCB TYPE
P: STRAIGHT TYPE

NO. OF ROW
01,02,03

NO. OF PINS PER ROW

PLASTIC TYPE
BLANK: STANDARD PLASTIC TYPE
r: REVERSE PLASTIC TYPE

PLASTIC HEIGHT
BLANK: PLASTIC HEIGHT, 2.54mm
a: PLASTIC HEIGHT, 1.50mm
b: PLASTIC HEIGHT, 3.30mm
c: PLASTIC HEIGHT, 2.00mm

CONTACT PLATING OPTION
Gf: GOLD FLASH
Gf: GOLD FLASH ON CONTACT, TIN PLATED ON SOLDER TAIL
G15t: 15u" GOLD ON CONTACT, TIN PLATED ON SOLDER TAIL
G30t: 30u" GOLD ON CONTACT, TIN PLATED ON SOLDER TAIL
G50t: 50u" GOLD ON CONTACT, TIN PLATED ON SOLDER TAIL

STACKER HEIGHT, =XX.XXmm

POST HEIGHT, =XX.XXmm

SERIES NO.	OVERALL LENGTH	POST HEIGHT	STACKER HEIGHT
010	21.08	7.36	6.35
012	26.16	2.54	18.54
013	31.24	8.43	20.02
015	16.00	6.00	7.20
020	28.70	7.63	18.28
1638	16.38	6.00	7.38
1640	16.40	6.00	7.10
1900	19.00	6.35	6.30
2360	23.60	4.50	16.10
2362	23.62	4.32	10.92
2620	26.20	5.60	17.80
2650	26.50	6.00	17.20
3048	30.48	2.48	22.00
3124	31.24	2.92	25.40

SPECIFICATIONS


CURRENT RATING : 3 AMPS.
INSULATOR RESISTANCE : 5000 OHM MIN.
DIELECTRIC WITHSTANDING : AC 500 V.
OPERATING TEMPERATURE : - 40°C ~ + 105°C
CONTACT MATERIAL : BRASS

MATERIALS

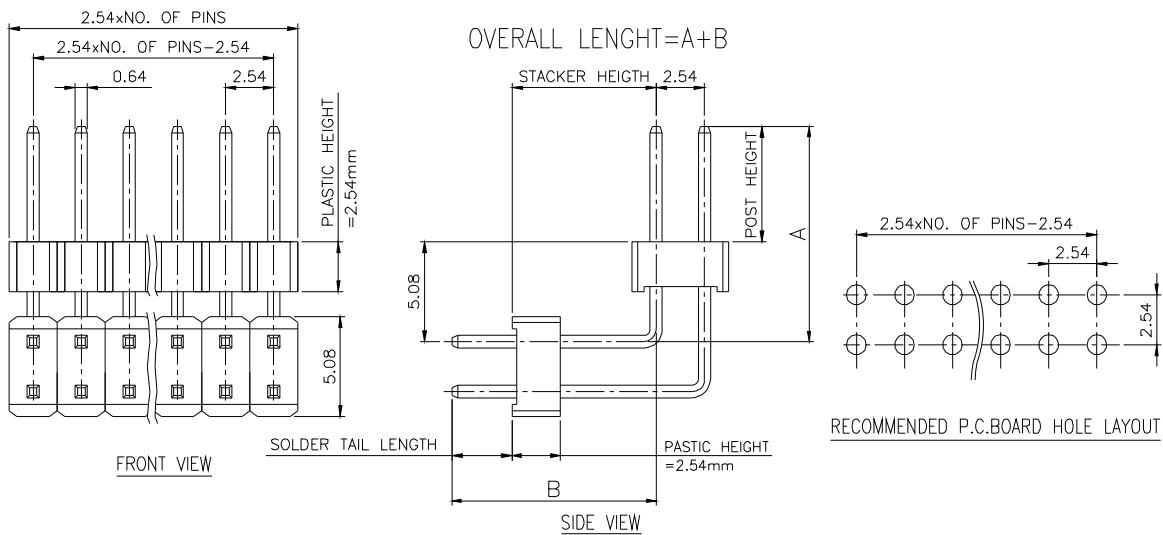
INSULATOR MATERIAL : STANDARD : P.B.T / NYLON 6T
FINISH : GOLD FLASH

NOTE : SOME SIZES, STYLES AND OPTION ARE NON-STANDARD, NON-CANCELLABLE, NON-RETURNABLE

2.54x2.54 mm STACK PIN HEADER RIGHT ANGLE TYPE - Pa



RIGHT ANGLE TYPE



SPH	a	XXXX	X	-	Pa	##	0X	GX	-	XXXX	-	XXXX
STACK PIN HEADER	SERIES NO.	OVERALL LENGTH	PCB TYPE		NO. OF ROW			STACKER HEIGHT, =XX.XXmm				POST HEIGHT, =XX.XXmm
PITCH 2.54+2.54 mm	OVERALL LENGTH = A+B= XX.XXmm	Pa: RIGHT ANGLE TYPE	01,02,03									

SERIES NO.	OVERALL LENGTH	POST HEIGHT	STACKER HEIGHT
2180	21.80	5.84	7.62

PLASTIC HEIGHT
 BLANK: PLASTIC HEIGHT, 2.54mm
 a: PLASTIC HEIGHT, 1.50mm
 b: PLASTIC HEIGHT, 3.30mm
 c: PLASTIC HEIGHT, 2.00mm

CONTACT PLATING OPTION
 Gf: GOLD FLASH
 Gft: GOLD FLASH ON CONTACT, TIN PLATED ON SOLDER TAIL
 G15t: 15u" GOLD ON CONTACT, TIN PLATED ON SOLDER TAIL
 G30t: 30u" GOLD ON CONTACT, TIN PLATED ON SOLDER TAIL
 G50t: 50u" GOLD ON CONTACT, TIN PLATED ON SOLDER TAIL

SPECIFICATIONS


CURRENT RATING : 3 AMPS.
 INSULATOR RESISTANCE : 5000 OHM MIN.
 DIELECTRIC WITHSTANDING : AC 500 V.
 OPERATING TEMPERATURE : - 40°C~ + 105°C
 CONTACT MATERIAL : BRASS

MATERIALS


INSULATOR MATERIAL : STANDARD : P.B.T
 FINISH : GOLD FLASH

NOTE : SOME SIZES, STYLES AND OPTION ARE NON-STANDARD, NON-CANCELLABLE, NON-RETURNABLE

2.54x2.54 mm STACK PIN HEADER SURFACE MOUNT TYPE - Pt

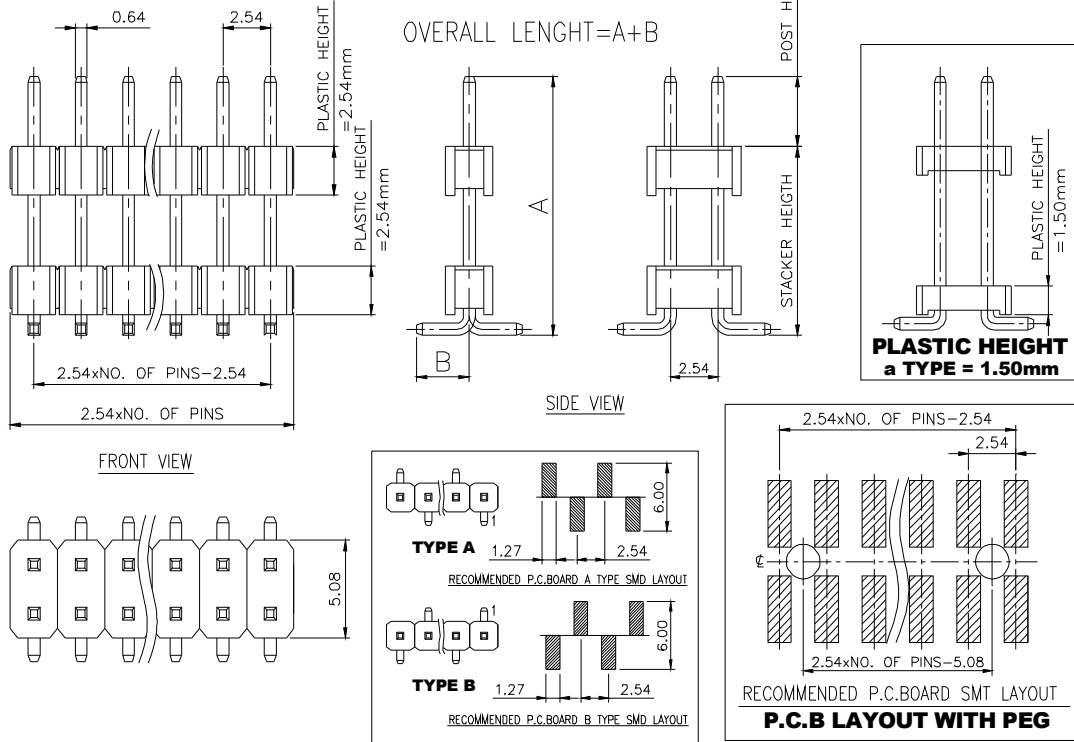


1 ROW



2 ROW

SURFACE MOUNT TYPE



SPH	a	XXXX	X	Pt	X	##	0X	GX	XXXX	XXXX	X	XX
STACK PIN HEADER	SERIES NO. OVERALL LENGTH = A + B = XX.XXmm	PCB TYPE Pt: SURFACE MOUNT TYPE	PLASTIC HEIGHT BLANK: STANDARD HEIGHT, 2.54mm a: PLASTIC HEIGHT, 1.50mm c: PLASTIC HEIGHT, 2.00mm d: PLASTIC HEIGHT, 1.00mm	NO. OF ROW 01, 02	NO. OF PINS PER ROW	CONTACT PLATING OPTION Gf: GOLD FLASH Gt: GOLD FLASH ON CONTACT, TIN PLATED ON SOLDER TAIL G15t: 15u" GOLD ON CONTACT, TIN PLATED ON SOLDER TAIL G30t: 30u" GOLD ON CONTACT, TIN PLATED ON SOLDER TAIL G50t: 50u" GOLD ON CONTACT, TIN PLATED ON SOLDER TAIL	STACKER HEIGHT = XX.XX mm	POST HEIGHT = XX.XX mm	PEG OPTION P: WITH PEG BLANK: WITHOUT PEG	CAP OPTION CP: WITH CAP BLANK: WITHOUT CAP	DETAIL OF CAP	PEG
PITCH 2.54X2.54mm						SMD TYPE (ONLY SINGLE ROW) A: TYPE A B: TYPE B						

SPECIFICATIONS

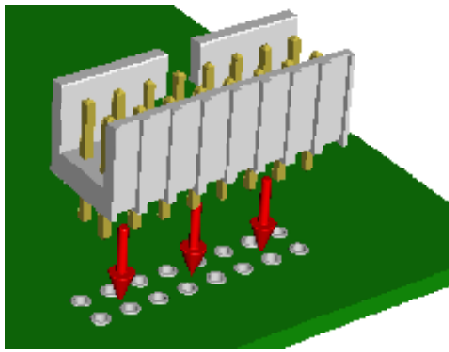
CURRENT RATING : 1 AMPS.
 INSULATOR RESISTANCE : 5000 OHM MIN.
 DIELECTRIC WITHSTANDING : AC 500 V.
 OPERATING TEMPERATURE : - 40°C ~ + 105°C
 CONTACT MATERIAL : BRASS

MATERIALS

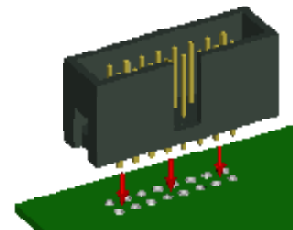
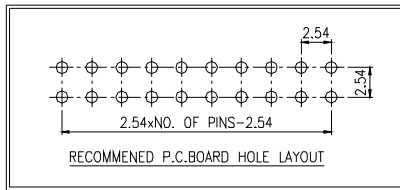
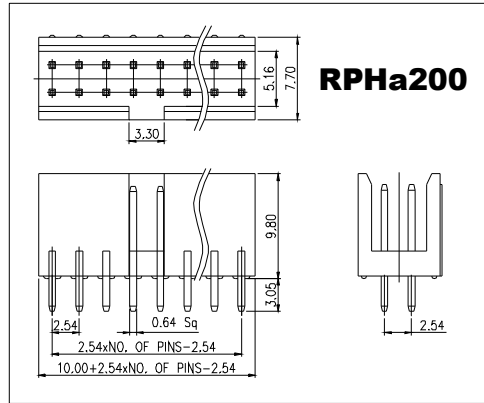
INSULATOR MATERIAL : NYLON-6T
 FINISH : GOLD FLASH

NOTE : SOME SIZES, STYLES AND OPTION ARE NON-STANDARD, NON-CANCELLABLE, NON-RETURNABLE

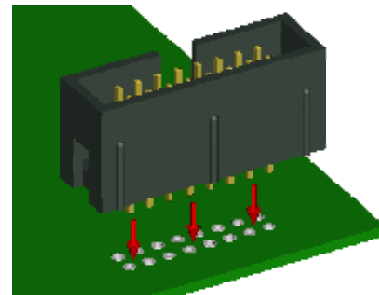
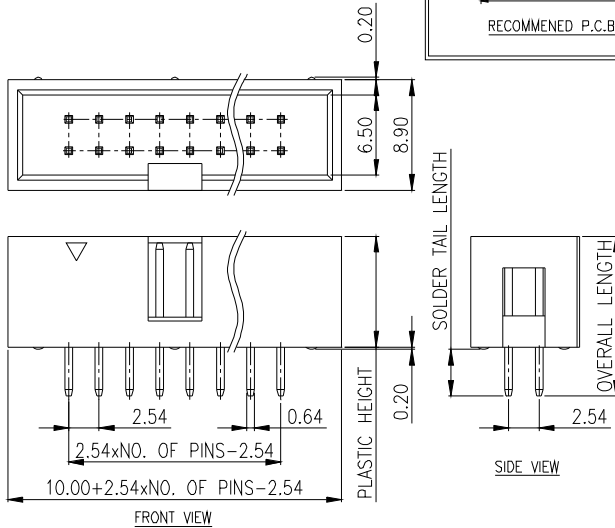
2.54x2.54 mm SHROUDED HEADER STRAIGHT TYPE - P



RPHa200 STRAIGHT



RPHaXXXX STRAIGHT



RPH	a	XXXX	P	##	02	GX																																								
SHROUDED HEADER	PITCH 2.54x2.54 mm	SERIES NO. OVERALL LENGTH = XX.XXmm	PCB TYPE P: STRAIGHT TYPE	NO. OF PINS PER ROW	NO. OF ROW 02	CONTACT PLATING OPTION																																								
<table border="1"> <thead> <tr> <th>SERIES NO.</th> <th>OVERALL LENGTH</th> <th>POST HEIGHT</th> <th>TAIL LENGTH</th> </tr> </thead> <tbody> <tr><td>000</td><td>12.30</td><td>8.90</td><td>3.20</td></tr> <tr><td>001</td><td>12.02</td><td>8.90</td><td>2.92</td></tr> <tr><td>002</td><td>13.29</td><td>8.90</td><td>4.19</td></tr> <tr><td>003</td><td>23.45</td><td>8.90</td><td>14.35</td></tr> <tr><td>1139</td><td>11.39</td><td>8.90</td><td>2.29</td></tr> <tr><td>1284</td><td>12.84</td><td>8.90</td><td>3.94</td></tr> <tr><td>200</td><td>12.85</td><td>9.80</td><td>3.05</td></tr> <tr><td>2440</td><td>24.40</td><td>8.90</td><td>15.50</td></tr> <tr><td>2605</td><td>26.05</td><td>8.90</td><td>16.95</td></tr> </tbody> </table>							SERIES NO.	OVERALL LENGTH	POST HEIGHT	TAIL LENGTH	000	12.30	8.90	3.20	001	12.02	8.90	2.92	002	13.29	8.90	4.19	003	23.45	8.90	14.35	1139	11.39	8.90	2.29	1284	12.84	8.90	3.94	200	12.85	9.80	3.05	2440	24.40	8.90	15.50	2605	26.05	8.90	16.95
SERIES NO.	OVERALL LENGTH	POST HEIGHT	TAIL LENGTH																																											
000	12.30	8.90	3.20																																											
001	12.02	8.90	2.92																																											
002	13.29	8.90	4.19																																											
003	23.45	8.90	14.35																																											
1139	11.39	8.90	2.29																																											
1284	12.84	8.90	3.94																																											
200	12.85	9.80	3.05																																											
2440	24.40	8.90	15.50																																											
2605	26.05	8.90	16.95																																											
<p>GF: GOLD FLASH Gt: GOLD FLASH ON CONTACT, TIN PLATED ON SOLDER TAIL G15t: 15u" GOLD ON CONTACT, TIN PLATED ON SOLDER TAIL G30t: 30u" GOLD ON CONTACT, TIN PLATED ON SOLDER TAIL G50t: 50u" GOLD ON CONTACT, TIN PLATED ON SOLDER TAIL</p>																																														

SPECIFICATIONS

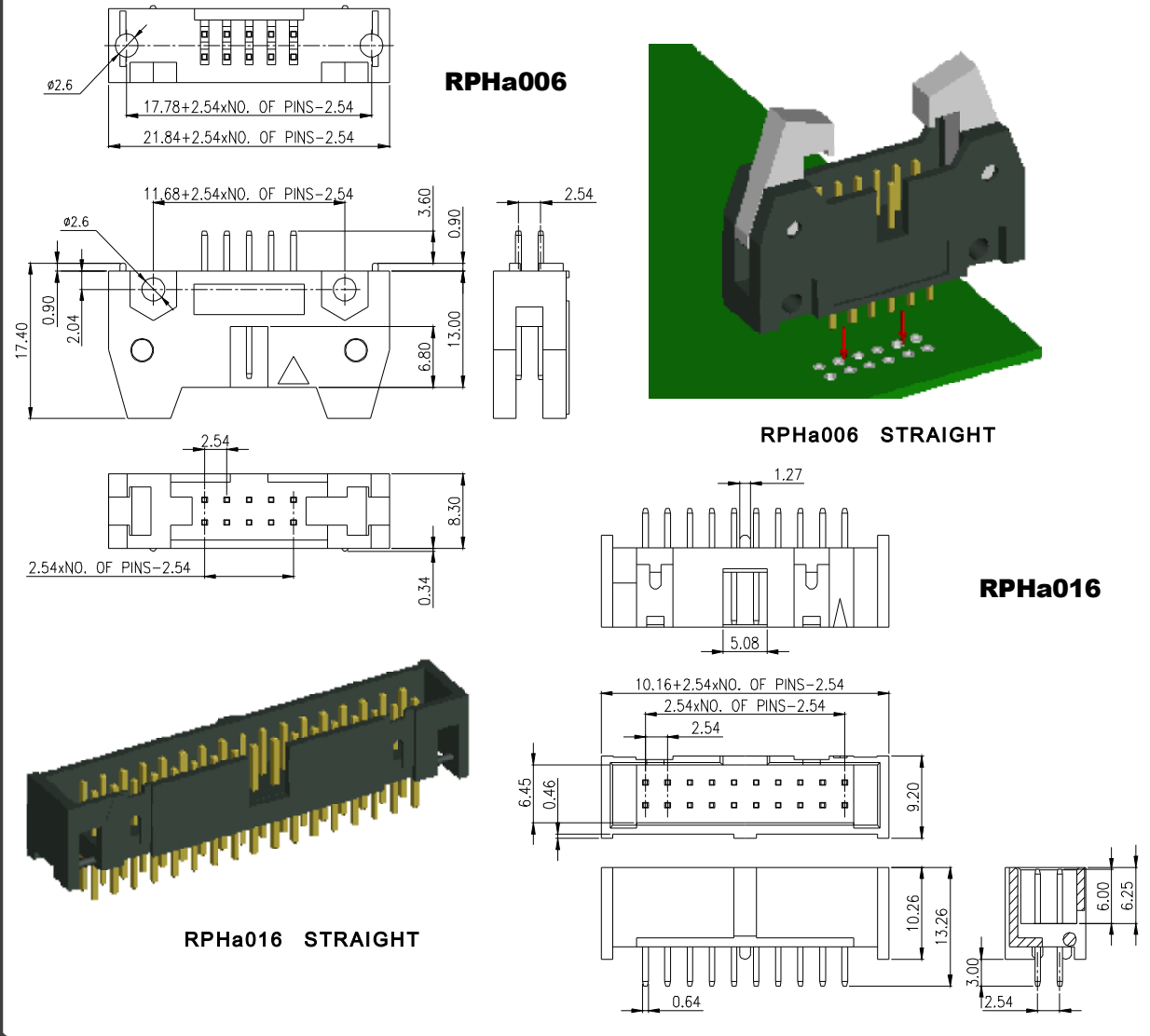
CURRENT RATING : 3 AMPS.
 INSULATOR RESISTANCE : 5000 OHM MIN.
 DIELECTRIC WITHSTANDING : AC 500 V.
 OPERATING TEMPERATURE : - 40°C ~ + 105°C
 CONTACT MATERIAL : BRASS

MATERIALS

INSULATOR MATERIAL : STANDARD : P.B.T
 FINISH : GOLD FLASH

NOTE : SOME SIZES, STYLES AND OPTION ARE NON-STANDARD, NON-CANCELLABLE, NON-RETURNABLE

2.54x2.54 mm SHROUDED HEADER STRAIGHT TYPE - P



RPH	a	XXXX	-	P	##	02	GX
SHROUDED HEADER		SERIES NO. 006,016		PCB TYPE P: STRAIGHT TYPE	NO. OF PINS PER ROW	NO. OF ROW 02	CONTACT PLATING OPTION
PITCH 2.54x2.54 mm							Gf: GOLD FLASH Gft: GOLD FLASH ON CONTACT, TIN PLATED ON SOLDER TAIL G15t: 15u" GOLD ON CONTACT, TIN PLATED ON SOLDER TAIL G30t: 30u" GOLD ON CONTACT, TIN PLATED ON SOLDER TAIL G50t: 50u" GOLD ON CONTACT, TIN PLATED ON SOLDER TAIL

RECOMMENDED P.C. BOARD HOLE LAYOUT

SPECIFICATIONS


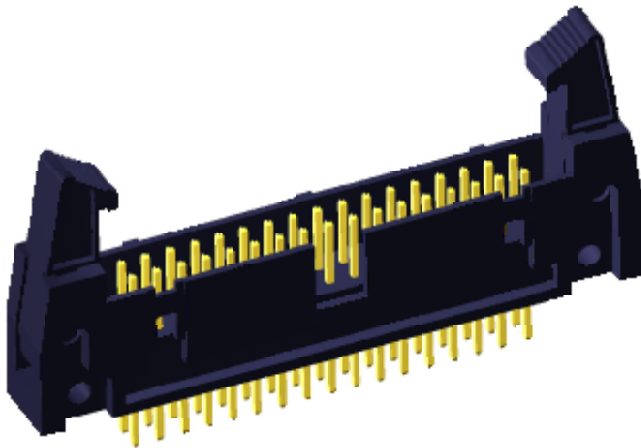
CURRENT RATING : 3 AMPS.
 INSULATOR RESISTANCE : 5000 OHM MIN.
 DIELECTRIC WITHSTANDING : AC 1000 V.
 OPERATING TEMPERATURE : - 40°C ~ + 105°C
 CONTACT MATERIAL : BRASS

MATERIALS

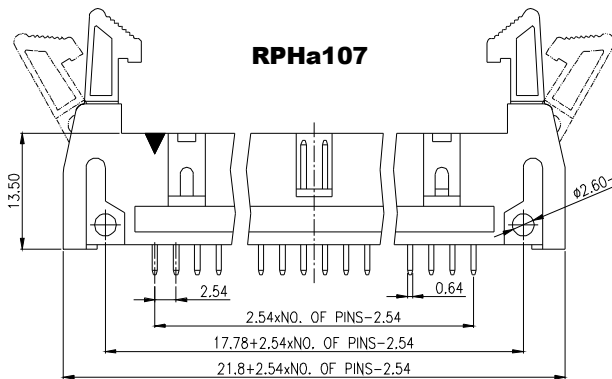
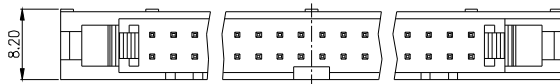
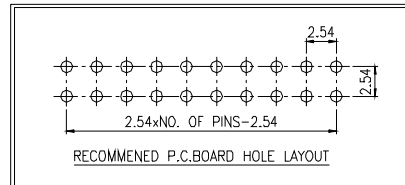
INSULATOR MATERIAL : STANDARD : P.B.T / POLYESTER / UL94V-0
 FINISH : GOLD FLASH OR TIN PLATED OR DUPLEX PLATING

NOTE : SOME SIZES, STYLES AND OPTION ARE NON-STANDARD, NON-CANCELLABLE, NON-RETURNABLE

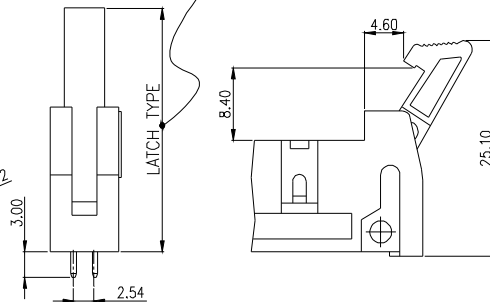
2.54x2.54 mm SHROUDED HEADER STRAIGHT TYPE - P



RPHa107 STRAIGHT



LATCH TYPE
1: LONG = 28.00mm
2: SHORT = 27.80mm



RPH	a	107	-	P	##	02	GX	-	X
SHROUDED HEADER		SERIES NO. 107		PCB TYPE P: STRAIGHT TYPE	NO. OF PINS PER ROW	NO. OF ROW 02	LATCH TYPE OPTION		
PITCH 2.54x2.54 mm							1: WITH LONG LATCH., = 28.00mm FOR IDC CONNECTOR WITH STRAIN RELIEF. 2: WITH SHORT LATCH., = 27.80mm FOR IDC CONNECTOR WITHOUT STRAIN RELIEF.		

CONTACT PLATING OPTION
 Gf: GOLD FLASH
 Gf: GOLD FLASH ON CONTACT,
 TIN PLATED ON SOLDER TAIL
 G15: 15u" GOLD ON CONTACT,
 TIN PLATED ON SOLDER TAIL
 G30: 30u" GOLD ON CONTACT,
 TIN PLATED ON SOLDER TAIL
 G50: 50u" GOLD ON CONTACT,
 TIN PLATED ON SOLDER TAIL

SPECIFICATIONS

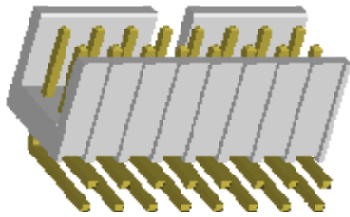
CURRENT RATING : 3 AMPS. MAX.
 INSULATOR RESISTANCE : 5000 OHM MIN.
 DIELECTRIC WITHSTANDING : AC 1000 V.
 OPERATING TEMPERATURE : - 55°C ~ + 105°C
 CONTACT MATERIAL : BRASS

MATERIALS

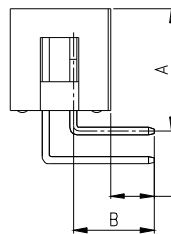
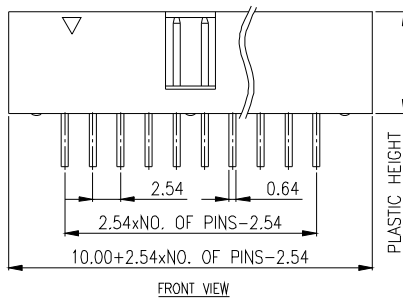
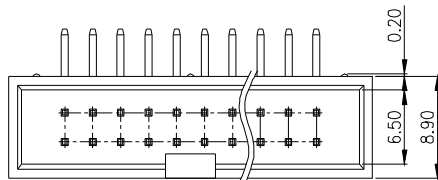
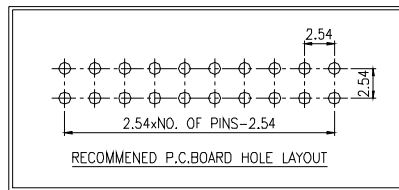
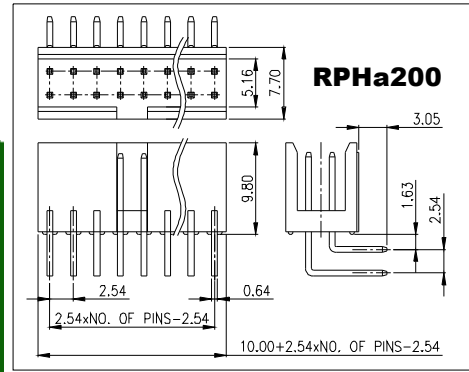
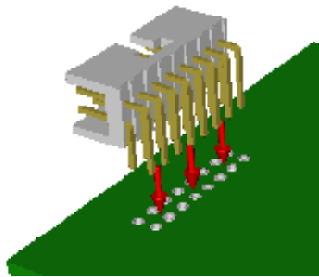
INSULATOR MATERIAL : STANDARD : P.B.T (UL 94V-0)
 FINISH : GOLD FLASH

NOTE : SOME SIZES, STYLES AND OPTION ARE NON-STANDARD, NON-CANCELLABLE, NON-RETURNABLE

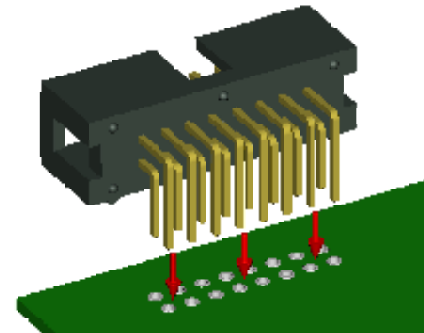
2.54x2.54 mm SHROUDED HEADER RIGHT ANGLE TYPE - Pa



RPHa200 RIGHT ANGLE



OVERALL LENGTH=A+B
SIDE VIEW



RPHaXXX RIGHT ANGLE

RPH	a	XXXX	X	Pa	##	02	GX
SHROUDED HEADER		SERIES NO. OVERALL LENGTH		PCB TYPE Pa: RIGHT ANGLE TYPE		NO. OF ROW 02	
PITCH 2.54x2.54 mm					NO. OF PINS PER ROW		

<table border="1" style="width: 100%; text-align: center;"> <thead> <tr> <th>SERIES NO.</th> <th>OVERALL LENGTH</th> <th>POST HEIGHT</th> <th>TAIL LENGTH</th> </tr> </thead> <tbody> <tr> <td>004</td> <td>16.78</td> <td>8.90</td> <td>3.00</td> </tr> <tr> <td>005</td> <td>19.32</td> <td>8.90</td> <td>5.84</td> </tr> <tr> <td>124</td> <td>15.58</td> <td>8.90</td> <td>3.00</td> </tr> <tr> <td>136</td> <td>29.28</td> <td>8.90</td> <td>15.50</td> </tr> <tr> <td>200</td> <td>17.06</td> <td>9.80</td> <td>3.05</td> </tr> </tbody> </table>	SERIES NO.	OVERALL LENGTH	POST HEIGHT	TAIL LENGTH	004	16.78	8.90	3.00	005	19.32	8.90	5.84	124	15.58	8.90	3.00	136	29.28	8.90	15.50	200	17.06	9.80	3.05	<p>PLASTIC TYPE BLANK: STANDARD PLASTIC TYPE r: REVERSE PLASTIC TYPE</p>	<p>CONTACT PLATING OPTION Gf: GOLD FLASH Gf: GOLD FLASH ON CONTACT, TIN PLATED ON SOLDER TAIL G15t: 15u" GOLD ON CONTACT, TIN PLATED ON SOLDER TAIL G30t: 30u" GOLD ON CONTACT, TIN PLATED ON SOLDER TAIL G50t: 50u" GOLD ON CONTACT, TIN PLATED ON SOLDER TAIL</p>
SERIES NO.	OVERALL LENGTH	POST HEIGHT	TAIL LENGTH																							
004	16.78	8.90	3.00																							
005	19.32	8.90	5.84																							
124	15.58	8.90	3.00																							
136	29.28	8.90	15.50																							
200	17.06	9.80	3.05																							

SPECIFICATIONS


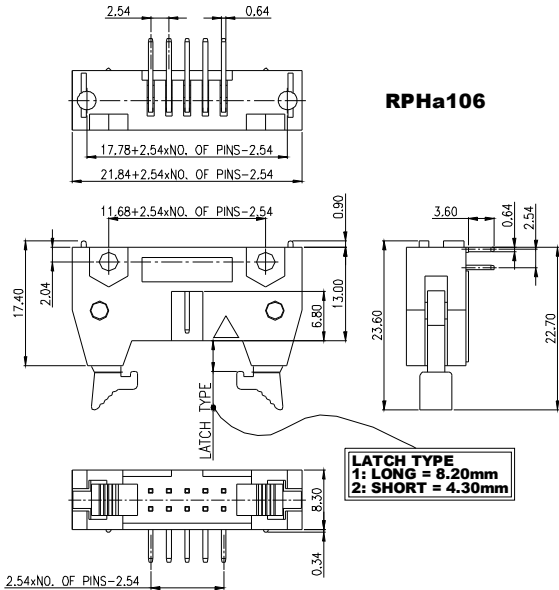
CURRENT RATING : 3 AMPS.
INSULATOR RESISTANCE : 5000 OHM MIN.
DIELECTRIC WITHSTANDING : AC 500 V.
OPERATING TEMPERATURE : - 40°C ~ + 105°C
CONTACT MATERIAL : BRASS

MATERIALS

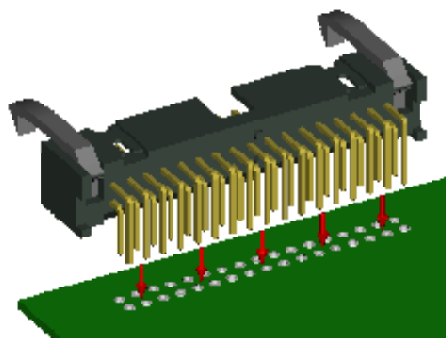
INSULATOR MATERIAL : STANDARD : P.B.T
FINISH : GOLD FLASH

NOTE : SOME SIZES, STYLES AND OPTION ARE NON-STANDARD, NON-CANCELLABLE, NON-RETURNABLE

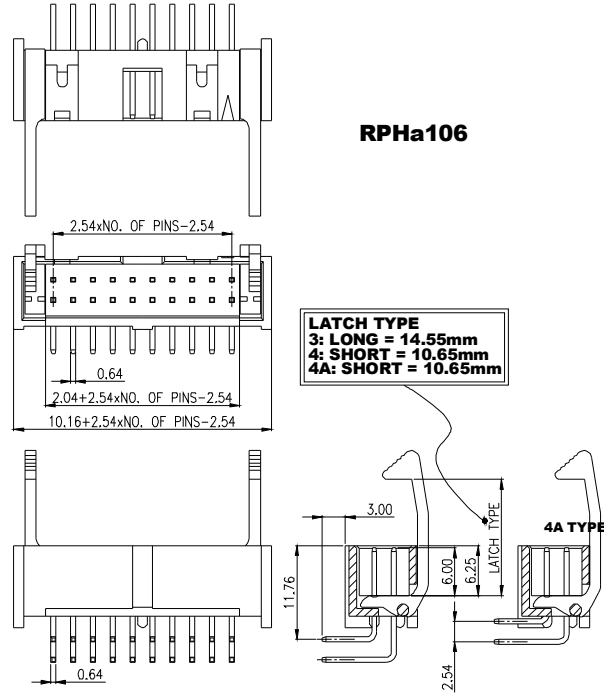
2.54x2.54 mm SHROUDED HEADER RIGHT ANGLE TYPE - Pa



RPHa106 RIGHT ANGLE



RPHa106 RIGHT ANGLE



RPH	a	106	Pa	##	02	GX	X
SHROUDED HEADER	PITCH 2.54x2.54 mm	SERIES NO. 016	PCB TYPE Pa: RIGHT ANGLE TYPE	NO. OF PINS PER ROW	NO. OF ROW 02	LATCH TYPE OPTION	
				CONTACT PLATING OPTION		1: WITH LONG LATCH.,= 8.20mm FOR IDC CONNECTOR WITH STRAIN RELIEF. 2: WITH SHORT LATCH.,= 4.30mm FOR IDC CONNECTOR WITHOUT STRAIN RELIEF. 3: WITH LONG LATCH.,= 14.55mm FOR IDC CONNECTOR WITH STRAIN RELIEF. 4: WITH SHORT LATCH.,= 10.65mm FOR IDC CONNECTOR WITHOUT STRAIN RELIEF. 4A: WITH SHORT LATCH.,= 10.65mm FOR IDC CONNECTOR WITHOUT STRAIN RELIEF.	

RECOMMENDED P.C.BOARD HOLE LAYOUT

SPECIFICATIONS

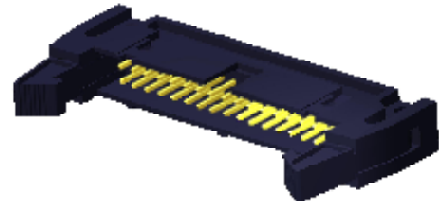

CURRENT RATING : 3 AMPS.
 INSULATOR RESISTANCE : 5000 OHM MIN.
 DIELECTRIC WITHSTANDING : AC 500 V.
 OPERATING TEMPERATURE : - 40°C ~ + 105°C
 CONTACT MATERIAL : BRASS

MATERIALS

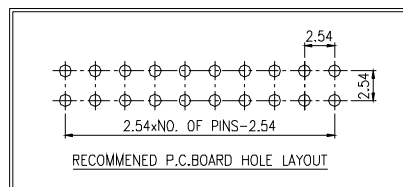
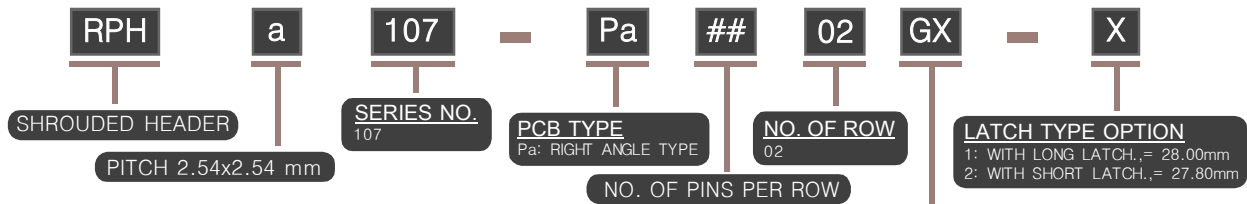
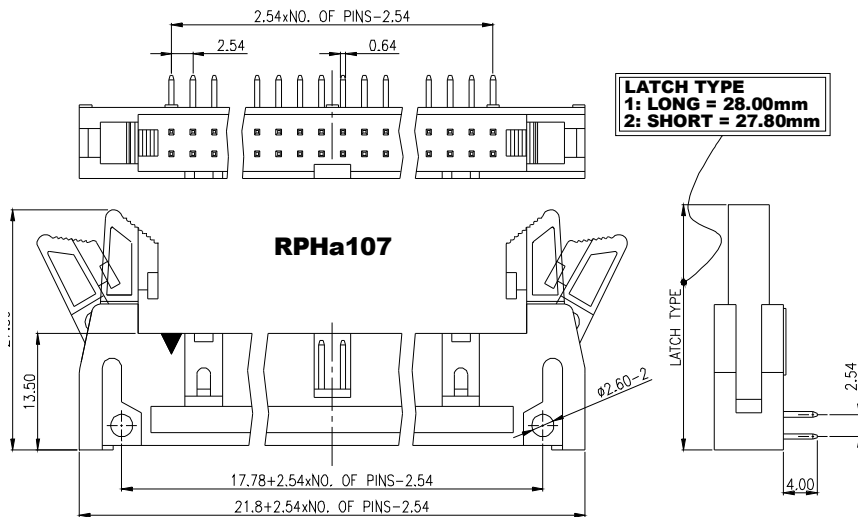
INSULATOR MATERIAL : STANDARD : P.B.T
 FINISH : GOLD FLASH OR TIN PLATED OR DUPLEX PLATING

NOTE : SOME SIZES, STYLES AND OPTION ARE NON-STANDARD, NON-CANCELLABLE, NON-RETURNABLE

2.54x2.54 mm SHROUDED HEADER RIGHT ANGLE TYPE - Pa



RPHa107 RIGHT ANGLE



CONTACT PLATING OPTION
 Gf: GOLD FLASH
 Gft: GOLD FLASH ON CONTACT, TIN PLATED ON SOLDER TAIL
 G15t: 15u" GOLD ON CONTACT, TIN PLATED ON SOLDER TAIL
 G30t: 30u" GOLD ON CONTACT, TIN PLATED ON SOLDER TAIL
 G50t: 50u" GOLD ON CONTACT, TIN PLATED ON SOLDER TAIL

SPECIFICATIONS


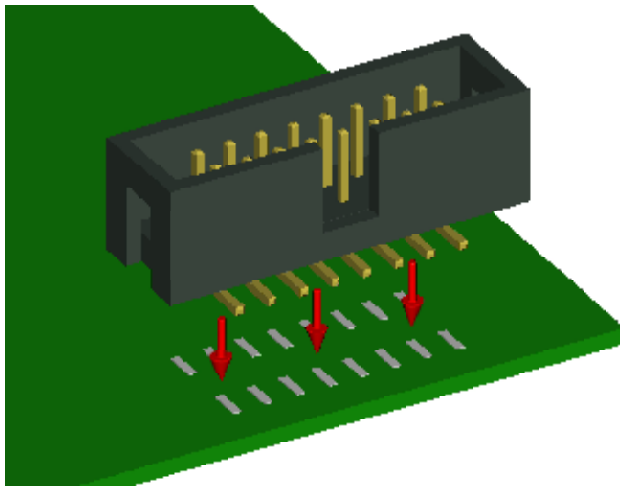
CURRENT RATING : 3 AMPS.
 INSULATOR RESISTANCE : 5000 OHM MIN.
 DIELECTRIC WITHSTANDING : AC 1000 V.
 OPERATING TEMPERATURE : - 55°C ~ + 105°C
 CONTACT MATERIAL : BRASS

MATERIALS

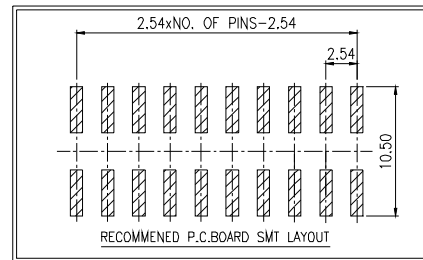
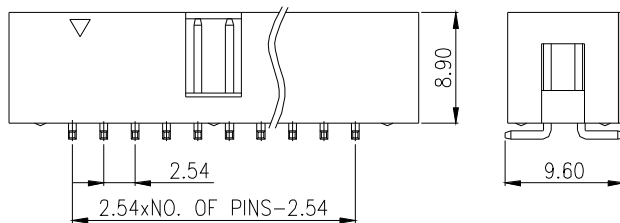
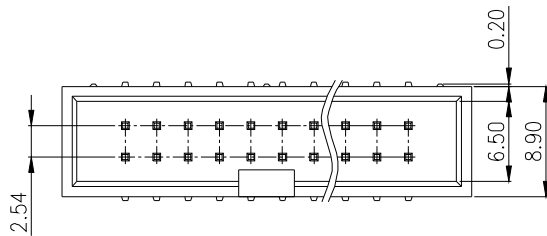
INSULATOR MATERIAL : STANDARD : P.B.T(UL 94V-0)
 FINISH : GOLD FLASH

NOTE : SOME SIZES, STYLES AND OPTION ARE NON-STANDARD, NON-CANCELLABLE, NON-RETURNABLE

2.54x2.54 mm SHROUDED HEADER SURFACE MOUNT TYPE - Pt



RPHa000 SURFACE MOUNT



RPH	a	XXXX	Pt	##	02	GX									
SHROUDED HEADER	PITCH 2.54x2.54 mm	SERIES NO. OVERALL LENGTH = XX.XXmm	PCB TYPE Pt: SURFACE MOUNT TYPE	NO. OF PINS PER ROW	NO. OF ROW 02	CONTACT PLATING OPTION									
		<table border="1" style="width: 100%; text-align: center;"> <thead> <tr> <th>SERIES NO.</th> <th>OVERALL LENGTH</th> <th>POST HEIGHT</th> </tr> </thead> <tbody> <tr> <td>000</td> <td>13.41</td> <td>8.90</td> </tr> <tr> <td>001</td> <td>15.63</td> <td>8.90</td> </tr> </tbody> </table>	SERIES NO.	OVERALL LENGTH	POST HEIGHT	000	13.41	8.90	001	15.63	8.90				
SERIES NO.	OVERALL LENGTH	POST HEIGHT													
000	13.41	8.90													
001	15.63	8.90													
						CONTACT PLATING OPTION Gf: GOLD FLASH Gft: GOLD FLASH ON CONTACT, TIN PLATED ON SOLDER TAIL G15t: 15u" GOLD ON CONTACT, TIN PLATED ON SOLDER TAIL G30t: 30u" GOLD ON CONTACT, TIN PLATED ON SOLDER TAIL G50t: 50u" GOLD ON CONTACT, TIN PLATED ON SOLDER TAIL									

SPECIFICATIONS

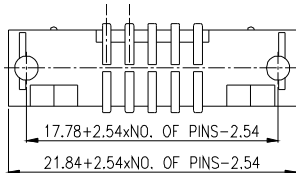

CURRENT RATING : 3 AMPS.
 INSULATOR RESISTANCE : 5000 OHM MIN.
 DIELECTRIC WITHSTANDING : AC 500 V.
 OPERATING TEMPERATURE : - 40°C ~ + 105°C
 CONTACT MATERIAL : BRASS

MATERIALS


INSULATOR MATERIAL : STANDARD : NYLON 6T / UL 94V-0
 FINISH : GOLD FLASH OR SELECTIVE

NOTE : SOME SIZES, STYLES AND OPTION ARE NON-STANDARD, NON-CANCELLABLE, NON-RETURNABLE

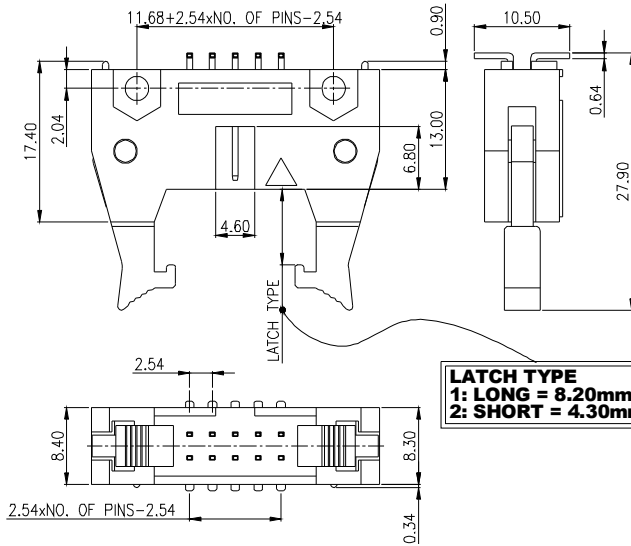
2.54x2.54 mm SHROUDED HEADER SURFACE MOUNT TYPE - Pt



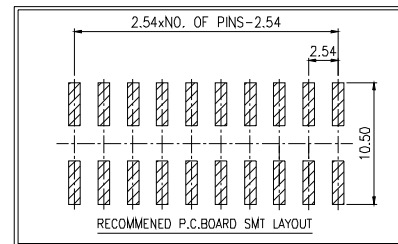
RPHa106



RPHa106 SURFACE MOUNT



LATCH TYPE
1: LONG = 8.20mm
2: SHORT = 4.30mm



RPH	a	106	-	Pt	##	02	GX	-	X
SHROUDED HEADER		SERIES NO. 106		PCB TYPE Pt: SURFACE MOUNT TYPE	NO. OF PINS PER ROW	NO. OF ROW 02			LATCH TYPE OPTION
PITCH 2.54x2.54 mm									1: WITH LONG LATCH.= 8.20mm FOR IDC CONNECTOR WITH STRAIN RELIEF. 2: WITH SHORT LATCH.= 4.30mm FOR IDC CONNECTOR WITHOUT STRAIN RELIEF.
					CONTACT PLATING OPTION				
					Gf: GOLD FLASH GfT: GOLD FLASH ON CONTACT, TIN PLATED ON SOLDER TAIL G15t: 15u" GOLD ON CONTACT, TIN PLATED ON SOLDER TAIL G30t: 30u" GOLD ON CONTACT, TIN PLATED ON SOLDER TAIL G50t: 50u" GOLD ON CONTACT, TIN PLATED ON SOLDER TAIL				

SPECIFICATIONS


CURRENT RATING : 3 AMPS.
INSULATOR RESISTANCE : 5000 OHM MIN.
DIELECTRIC WITHSTANDING : AC 500 V.
OPERATING TEMPERATURE : - 40°C ~ + 105°C
CONTACT MATERIAL : BRASS

MATERIALS

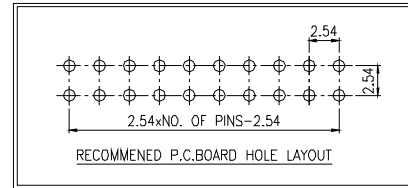
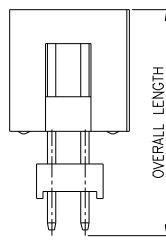
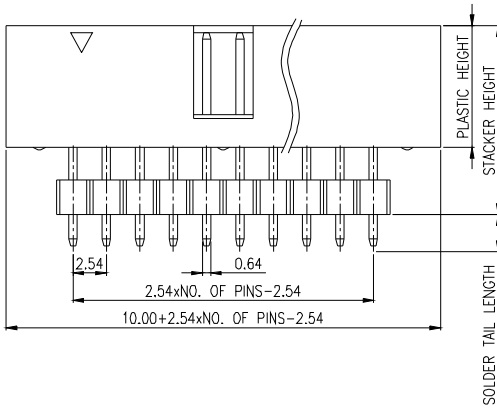
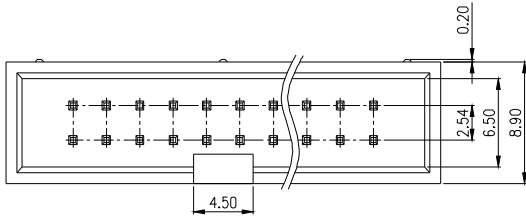
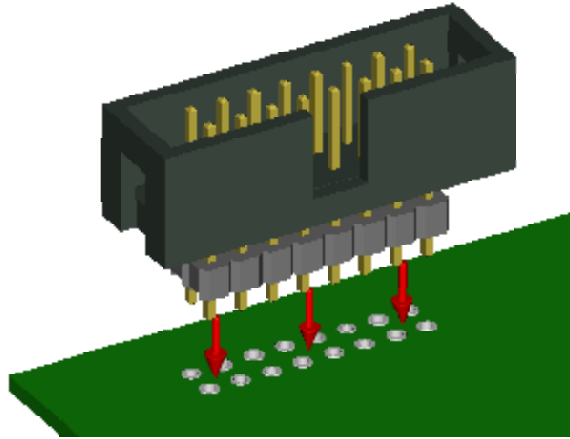
INSULATOR MATERIAL : STANDARD : NYLON 6T UL94V-0
FINISH : GOLD FLASH

NOTE : SOME SIZES, STYLES AND OPTION ARE NON-STANDARD, NON-CANCELLABLE, NON-RETURNABLE

2.54x2.54 mm STACK SHROUDED HEADER STRAIGHT TYPE - P



RSPHa3632 STRAIGHT



RSPH	a	XXXX	-	P	##	02	GX	-	XXXX								
STACK SHROUDED HEADER	PITCH 2.54x2.54 mm	SERIES NO. OVERALL LENGTH = XX.XXmm		PCB TYPE P: STRAIGHT TYPE	NO. OF PINS PER ROW	NO. OF ROW 02	CONTACT PLATING OPTION		STACKER HEIGHT, =XX.XXmm								
		<table border="1" style="font-size: small; border-collapse: collapse;"> <thead> <tr> <th>SERIES NO.</th> <th>OVERALL LENGTH</th> <th>PLASTIC HEIGHT</th> <th>STACKER HEIGHT</th> </tr> </thead> <tbody> <tr> <td>3632</td> <td>36.32</td> <td>8.90</td> <td>32.66</td> </tr> </tbody> </table>	SERIES NO.	OVERALL LENGTH	PLASTIC HEIGHT	STACKER HEIGHT	3632	36.32	8.90	32.66					Gf: GOLD FLASH Gft: GOLD FLASH ON CONTACT, TIN PLATED ON SOLDER TAIL G15t: 15u" GOLD ON CONTACT, TIN PLATED ON SOLDER TAIL G30t: 30u" GOLD ON CONTACT, TIN PLATED ON SOLDER TAIL G50t: 50u" GOLD ON CONTACT, TIN PLATED ON SOLDER TAIL		
SERIES NO.	OVERALL LENGTH	PLASTIC HEIGHT	STACKER HEIGHT														
3632	36.32	8.90	32.66														

SPECIFICATIONS

CURRENT RATING : 3 AMPS.
 INSULATOR RESISTANCE : 5000 OHM MIN.
 DIELECTRIC WITHSTANDING : AC 500 V.
 OPERATING TEMPERATURE : - 40°C ~ + 105°C
 CONTACT MATERIAL : BRASS

MATERIALS

INSULATOR MATERIAL : STANDARD : P.B.T
 FINISH : GOLD FLASH OR SELECTIVE

NOTE : SOME SIZES, STYLES AND OPTION ARE NON-STANDARD, NON-CANCELLABLE, NON-RETURNABLE