



element14

---

**EN** - For pricing and availability in your local country please visit one of the below links:

**DE** - Informationen zu Preisen und Verfügbarkeit in Ihrem Land erhalten Sie über die unten aufgeführten Links:

**FR** - Pour connaître les tarifs et la disponibilité dans votre pays, cliquez sur l'un des liens suivants:

[BDW93C](#)

[BDW94B](#)

[BDW94C](#)

[BDW93B](#)

**EN**

This Datasheet is presented by  
the manufacturer

**DE**

Dieses Datenblatt wird vom  
Hersteller bereitgestellt

**FR**

Cette fiche technique est  
présentée par le fabricant

# Darlington Transistors

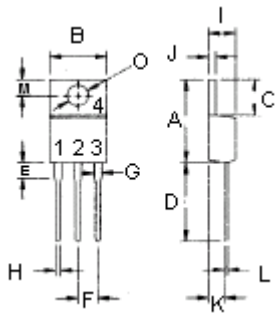


## BDW93, BDW94 Series



### Features:

- Designed for general-purpose amplifier and low speed switching applications
- Collector-emitter sustaining voltage- $V_{CEO(sus)} = 80\text{ V}$  (Minimum) - BDW93B, BDW94B  
100 V (Minimum) - BDW93C, BDW94C
- Collector-emitter saturation voltage- $V_{CE(sat)} = 2\text{ V}$  (Maximum) at  $I_C = 5\text{ A}$
- Monolithic construction with built-in-base-emitter shunt resistor




Pin : 1. Base  
2. Collector  
3. Emitter  
4. Collector (Case)

Dimension	Minimum	Maximum
A	14.68	15.31
B	9.78	10.42
C	5.01	6.52
D	13.06	14.62
E	3.57	4.07
F	2.42	3.66
G	1.12	1.36
H	0.72	0.96
I	4.22	4.98
J	1.14	1.38
K	2.20	2.97
L	0.33	0.55
M	2.48	2.98
O	3.70	3.9

**NPN**  
BDW93B  
BDW93C

**PNP**  
BDW94B  
BDW94C

12 A  
Darlington  
Complementary Silicon  
Power Transistors  
45 to 100 V  
80 W



TO-220

Dimensions : Millimetres

### Maximum Ratings

Characteristic	Symbol	BDW93B BDW94B	BDW93C BDW94C	Unit
Collector-Emitter Voltage	$V_{CEO}$	80	100	V
Collector-Base Voltage	$V_{CBO}$			
Emitter-Base Voltage	$V_{EBO}$	5		
Collector Current-Continuous Peak	$I_C$ $I_{CM}$	12 15		A
Base Current	$I_B$	0.2		
Total Power Dissipation at $T_C = 25^\circ\text{C}$ Derate Above $25^\circ\text{C}$	$P_D$	80 0.64		W W / $^\circ\text{C}$
Operating and Storage Junction Temperature Range	$T_J, T_{STG}$	-65 to +150		$^\circ\text{C}$

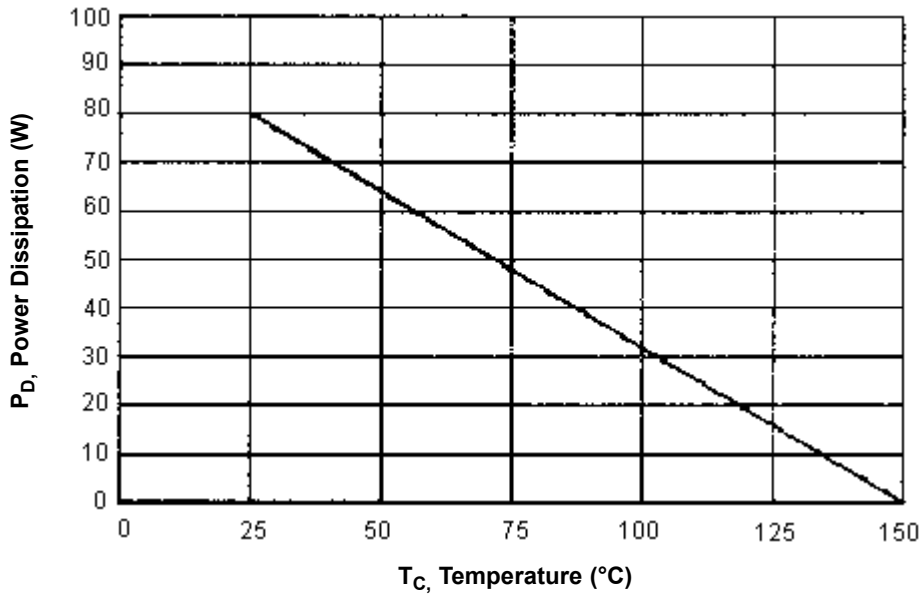
### Thermal Characteristics

Characteristic	Symbol	Maximum	Unit
Thermal Resistance Junction to Case	$R_{\theta jc}$	1.56	$^\circ\text{C} / \text{W}$

# Darlington Transistors

## BDW93, BDW94 Series

Figure1 Power Derating



### Electrical Characteristics ( $T_C = 25^\circ\text{C}$ unless otherwise noted)

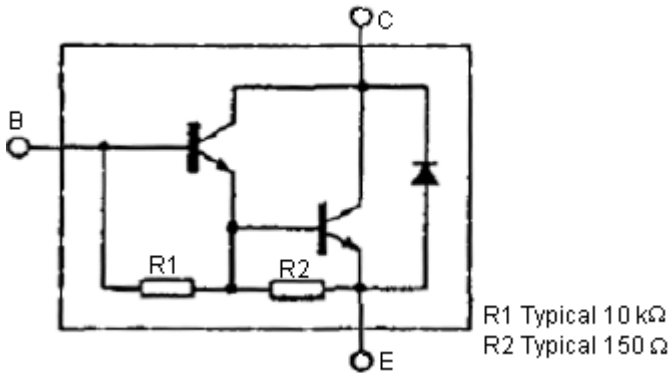
Characteristic	Symbol	Minimum	Maximum	Unit
<b>OFF Characteristics</b>				
Collector-Emitter Sustaining Voltage (1) ( $I_C = 100\text{ mA}$ , $I_B = 0$ )	BDW93B, BDW94B BDW93C, BDW94C	$V_{CEO(sus)}$	80 100	- V
Collector Cut off Current ( $V_{CE} = 80\text{ V}$ , $I_B = 0$ )	BDW93B, BDW94B BDW93C, BDW94C	$I_{CEO}$	-	1 mA
Collector-Base Cut off Current ( $V_{CB} = \text{Rated } V_{CB}$ , $I_E = 0$ )		$I_{CBO}$	-	100 $\mu\text{A}$
Emitter-Base Cut off Current ( $V_{EB} = 5\text{ V}$ , $I_C = 0$ )		$I_{EBO}$	-	2 mA
<b>ON Characteristics (1)</b>				
DC Current Gain ( $I_C = 3\text{ A}$ , $V_{CE} = 3\text{ V}$ ) ( $I_C = 5\text{ A}$ , $V_{CE} = 3\text{ V}$ ) ( $I_C = 10\text{ A}$ , $V_{CE} = 3\text{ V}$ )		$h_{FE}$	1,000 750 100	20,000 -
Collector-Emitter Saturation Voltage ( $I_C = 5\text{ A}$ , $I_B = 20\text{ mA}$ ) ( $I_C = 10\text{ A}$ , $I_B = 100\text{ mA}$ )		$V_{CE(sat)}$	-	2 3 V
Base-Emitter Saturation Voltage V ( $I_C = 5\text{ A}$ , $I_B = 20\text{ mA}$ ) ( $I_C = 10\text{ A}$ , $I_B = 100\text{ mA}$ )		$V_{BE(sat)}$	-	2.5 4 V

(1) Pulse Test : Pulse Width = 300  $\mu\text{s}$ , Duty Cycle = 2%

# Darlington Transistors

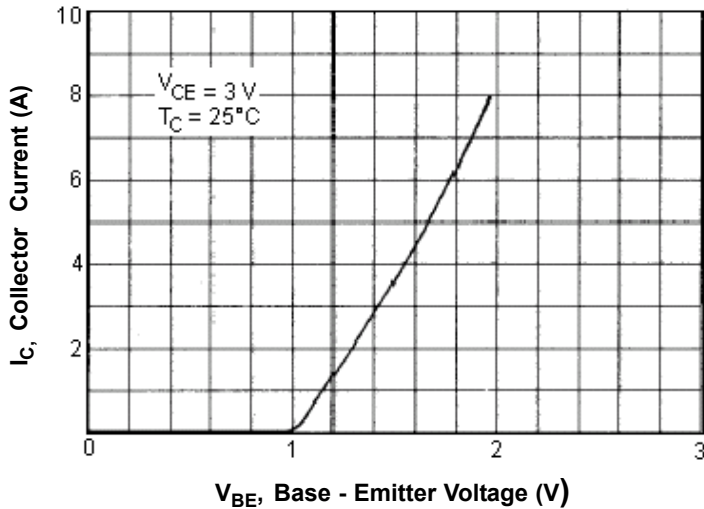
## BDW93, BDW94 Series

BDW93 Series NPN

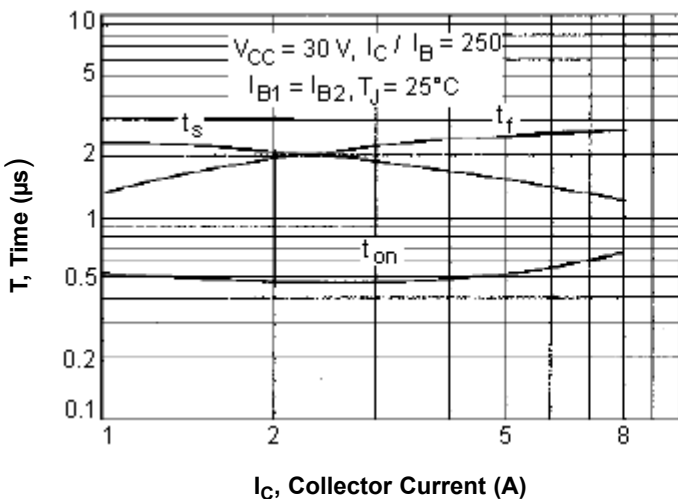


NPN BDW93B and C

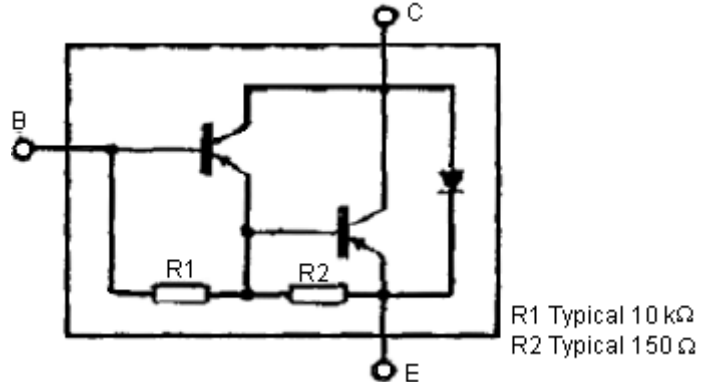
$I_C - V_{be}$



Switching Time

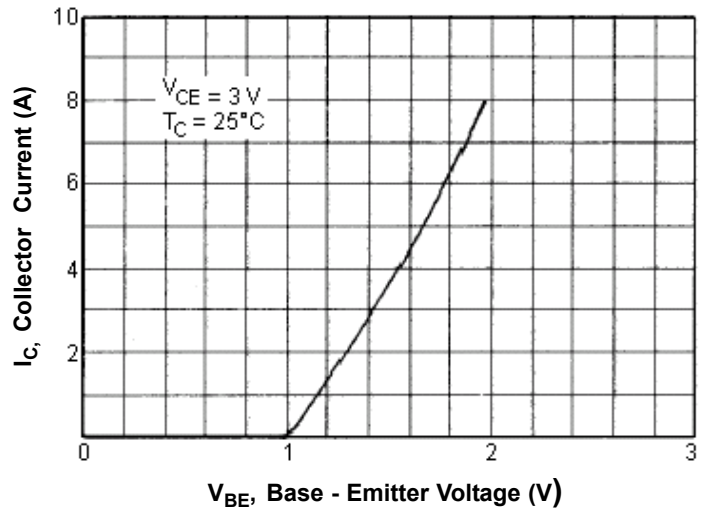


BDW94 Series PNP

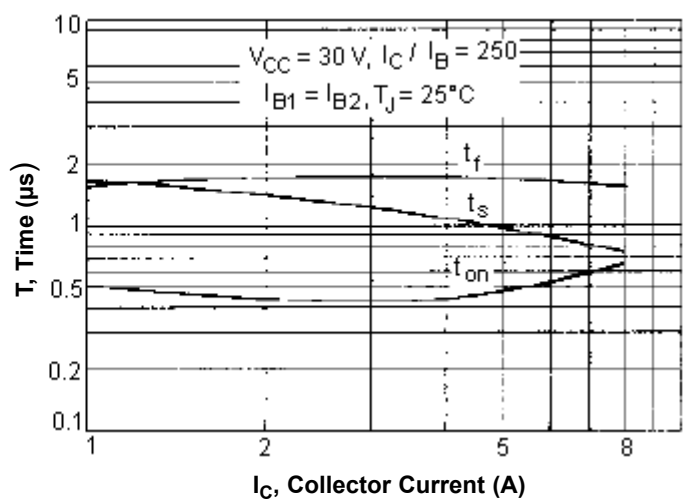


NPN BDW94B and C

$I_C - V_{be}$



Switching Time



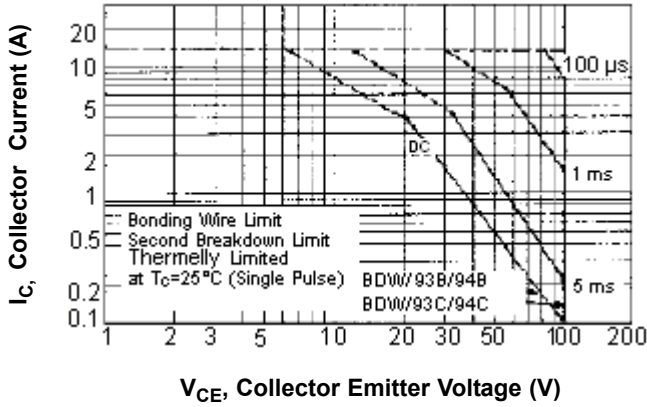
# Darlington Transistors

## BDW93, BDW94 Series



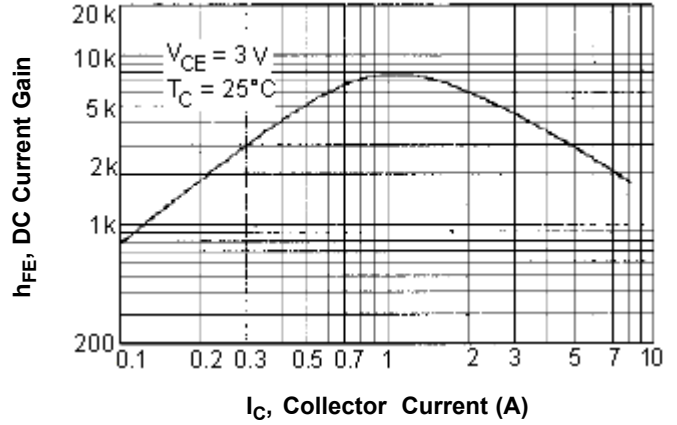
NPN BDW93B and C/PNP BDW94B and C

Active-Region Safe Operating Area (SOA)



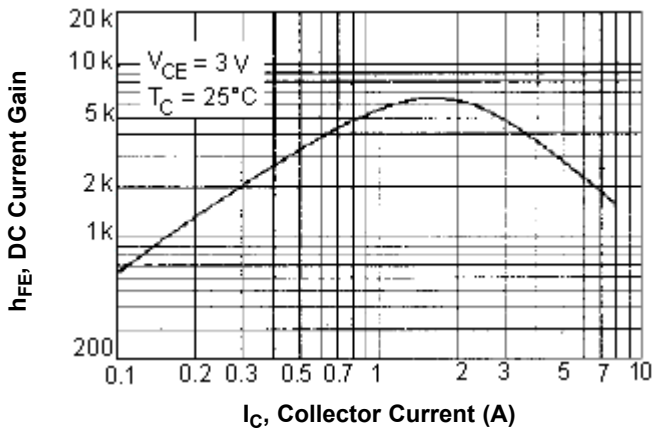
NPN BDW93B and C

DC Current Gain



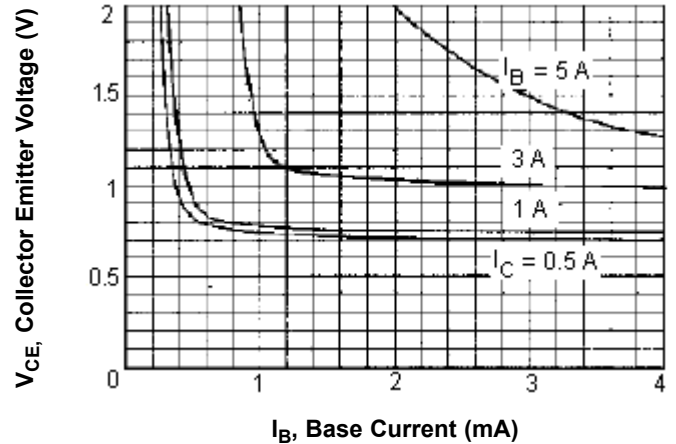
PNP BDW94B and C

DC Current Gain



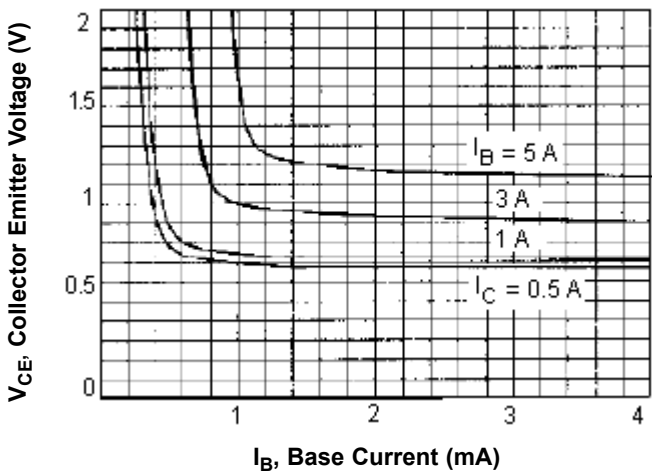
NPN BDW93B and C

Collector Saturation Region



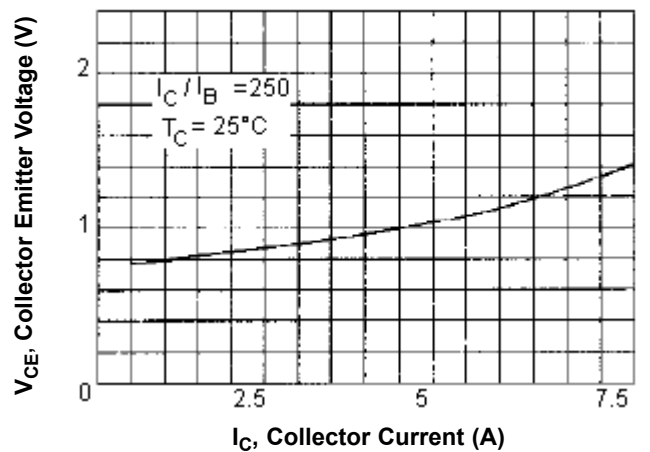
PNP BDW94B and C

Collector Saturation Region



NPN BDW93B and C

$V_{CE(Sat)} - I_C$



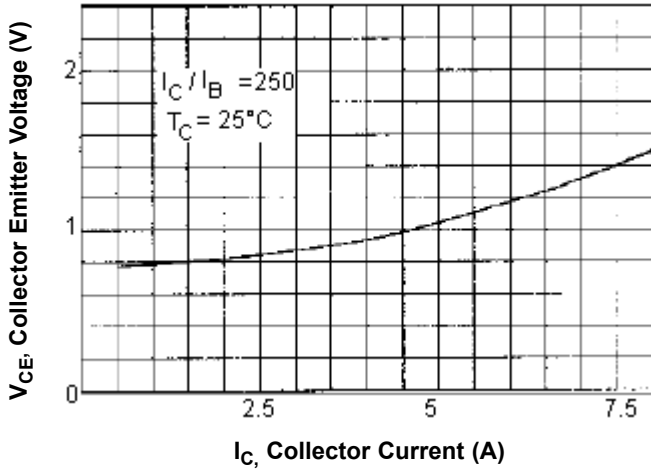
# Darlington Transistors

## BDW93, BDW94 Series



PNP BDW94B and C

$V_{CE(Sat)} - I_C$



### Specification Table

$I_C$ (av) Maximum (A)	$V_{CEO}$ Maximum V	hFE Minimum at $I_C = 5\text{ A}$	Ptot at $25^\circ\text{C}$ (W)	Package	Type	Part Number
12	80	750	80	TO-220	NPN	BDW94B
						BDW93B
	100				PNP	BDW93C
						BDW94C

**Important Notice :** This data sheet and its contents (the "Information") belong to the members of the Premier Farnell group of companies (the "Group") or are licensed to it. No licence is granted for the use of it other than for information purposes in connection with the products to which it relates. No licence of any intellectual property rights is granted. The Information is subject to change without notice and replaces all data sheets previously supplied. The Information supplied is believed to be accurate but the Group assumes no responsibility for its accuracy or completeness, any error in or omission from it or for any use made of it. Users of this data sheet should check for themselves the Information and the suitability of the products for their purpose and not make any assumptions based on information included or omitted. Liability for loss or damage resulting from any reliance on the Information or use of it (including liability resulting from negligence or where the Group was aware of the possibility of such loss or damage arising) is excluded. This will not operate to limit or restrict the Group's liability for death or personal injury resulting from its negligence. Multicomp is the registered trademark of the Group. © Premier Farnell plc 2012.



element14

---

**EN** - For pricing and availability in your local country please visit one of the below links:

**DE** - Informationen zu Preisen und Verfügbarkeit in Ihrem Land erhalten Sie über die unten aufgeführten Links:

**FR** - Pour connaître les tarifs et la disponibilité dans votre pays, cliquez sur l'un des liens suivants:

[BDW93C](#)

[BDW94B](#)

[BDW94C](#)

[BDW93B](#)

**EN**  
This Datasheet is presented by  
the manufacturer

**DE**  
Dieses Datenblatt wird vom  
Hersteller bereitgestellt

**FR**  
Cette fiche technique est  
présentée par le fabricant